

O NE

Ekin o ne?

Ali o inek.

Ela o inek neli?

Ali o inek lekeli.

Talat o ne?

Ata o ot, o inek.

Metni okuyalım ve aşağı yazalım.
Her okumada bir yıldız boyayalım.



Blank writing line for the student's name.

Blank writing line for the student's name.

Blank writing line for the student's name.

Blank writing line for the student's name.

Blank writing line for the student's name.

Blank writing line for the student's name.

Blank writing line for the student's name.

TEL ALİ



KASIM ARA TATİL KİTABIM





ilkokulNET

Adım Soyadım



.....

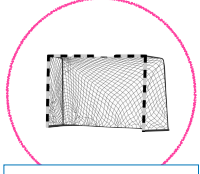
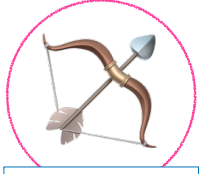


Dikey Takip Etkinliđi Heceleri Okuyalım

 Dikkatle bak dođru parçaları bulup iřaretle.  Sonra resmi boyayalım.

N	T	L	K
an	at	al	ak
en	et	el	ek
in	it	il	ik
on	ot	ol	ok
un	ut	ul	uk
na	ta	la	ka
ne	te	le	ke
ni	ti	li	ki
no	to	lo	ko
nu	tu	lu	ku





Verilen kelimelere ait olduđu resimlere yazalım ve bulutları boyayalım.

atlet

ninni

ok

leke

alet





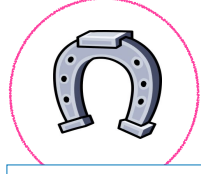


kel

kale

etek

nal

inat



Verilen kelimelere ait olduđu resimlere yazalım ve bulutları boyayalım.

et

nota

nane

ata

elli

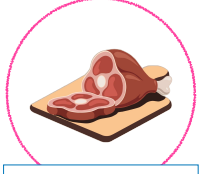


otel

nine

at

elli

ot



ET

Anne nane al.

Anne et al.

Anne ete nane at.

Tat Nil tat eti tat.

Nil eti anlat.

Tane tane anlat.

Metni okuyalım ve aşağı yazalım.
Her okumada bir yıldız boyayalım.



Blank writing line for the first row of the writing section.

Blank writing line for the second row of the writing section.

Blank writing line for the third row of the writing section.

Blank writing line for the fourth row of the writing section.

Blank writing line for the fifth row of the writing section.

Blank writing line for the sixth row of the writing section.

Blank writing line for the seventh row of the writing section.



Sayılara ve renklerine dikkat ederek kutucuklara yazalım.

257

268

Four colored boxes (red, green, yellow, cyan) for writing the digits of the number 257.

Four colored boxes (blue, purple, brown, black) for writing the digits of the number 268.

59

394

Four colored boxes (blue, yellow, cyan, brown) for writing the digits of the number 59.

Four colored boxes (green, brown, black, purple) for writing the digits of the number 394.

351

8462

Four colored boxes (green, cyan, yellow, red) for writing the digits of the number 351.

Four colored boxes (purple, brown, black, blue) for writing the digits of the number 8462.

Rakamları gösterildiği şekilde yazalım.

7 7 7

7 7 7

7 7

8 8 8

8 8 8

8 8

9 9 9

9 9 9

9 9

Metinleri üç kez okuyalım ve her okumada bir yıldız boyayalım

AL

Ela nane al.

Lale nane al.

Anne nine nane al.

Al anne 2 nane al.

Ela Lale el elle al.



KEK

Ela kek al.

Lale kekik al.

Kenan kekik al.

Ela Lale ile kek al.



AİLE

Ela ile Nil aile.

Lale ile Kenan aile.

Anne aileni anla.

Anne iki kekik elle.

Ela ile Lale kekik ek.

Nalan anneni anla.



AL

Nalan al.

Nalan kekik al.

Nil iki kekkik al.

Nalan ekin al ek.

Ela iki nane al elle.

Kenan Nil'e nane al.

Nalan ile Nil el ele.



Rakamları gösterildiği şekilde yazalım.

1 1 1 1 1 1 1 1 1

Blank writing line for the number 1.

2 2 2 2 2 2 2

Blank writing line for the number 2.

3 3 3 3 3 3 3

Blank writing line for the number 3.

4 4 4 4 4 4 4

Blank writing line for the number 4.

OT

Ali o at.

Ali ata ot at.

Ela o inek.

Ela inek otlat.

Atla Nil Atla.

Nil ata atla.

Metni okuyalım ve aşağı yazalım.
Her okumada bir yıldız boyayalım.



Blank writing line for the text.

Blank writing line for the text.

Blank writing line for the text.

Blank writing line for the text.

Blank writing line for the text.

Blank writing line for the text.

Blank writing line for the text.

Metinleri beş kez okuyalım ve her okumada bir yıldız boyayalım

El.

El ele.

Ela el ele.

Ela Lale el ele.

Ela Lale el ele elle.



Kekik

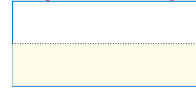

Kekik al.

Ali kekik al.

Ali kekik al ele.

Ali kekik al elekle ele.

Ali kekik al elek ile ele.



Verilen kelimelere ait olduğu resimlere yazalım ve bulutları boyayalım.

iki

aile

Ali

alo

anten

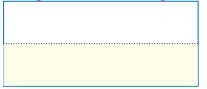

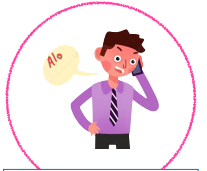

lila

el

tel

olta

lale



TATİL

Anlat Ali anlat.

Ali tatili anlat.

Ni'e tatili anlat.

Tatili tane tane anlat.

Ali ailene anlat.

Ali Talat'a anlat.

Metni okuyalım ve aşağı yazalım.
Her okumada bir yıldız boyayalım.



Rakamları gösterildiği şekilde yazalım.



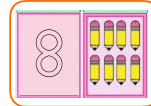
5 5 5 5 5 5




6 6 6 6 6 6



7 7 7 7 7 7



8 8 8 8 8 8



9 9 9 9 9 9