

# TELALİ



## KASIM ARA TATİL KİTABIM



İLKOKULNET



Adım Soyadım

.....





Verilen kelimelere ait olduđu resimlere yazalım ve bulutları boyayalım.



et

nota

nane

ata

elli

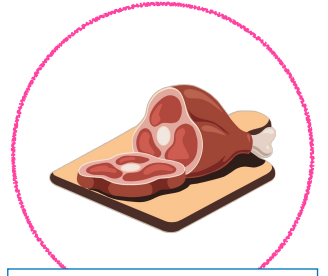


otel

nine

at

elli

ot



ET

Anne nane al.

Anne et al.

Anne ete nane at.

Tat Nil tat eti tat.

Nil eti anlat.

Tane tane anlat.

Metni okuyalım ve aşağı yazalım.  
Her okumada bir yıldız boyayalım.



Blank writing line for the first row of the reading exercise.

Blank writing line for the second row of the reading exercise.

Blank writing line for the third row of the reading exercise.


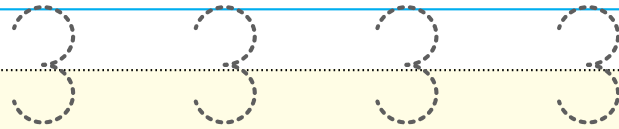
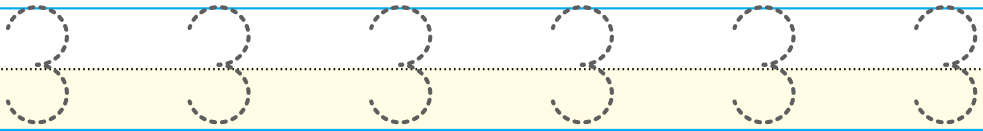
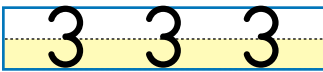
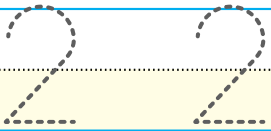

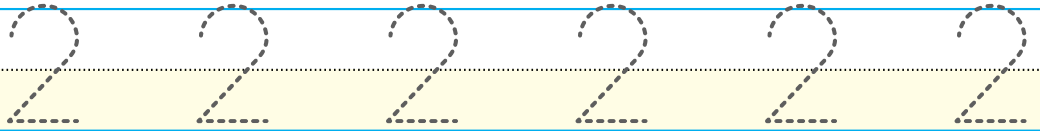


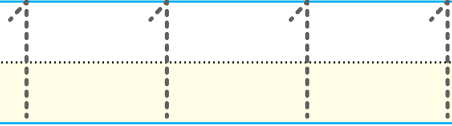
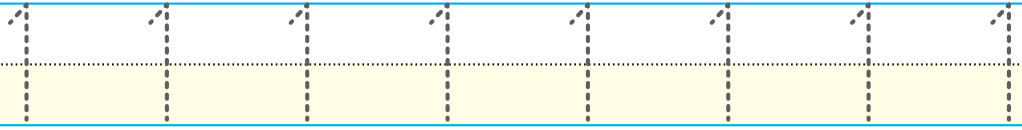
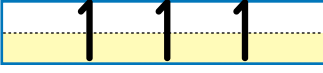
Blank writing line for the fourth row of the reading exercise.

Blank writing line for the fifth row of the reading exercise.

Blank writing line for the sixth row of the reading exercise.


Blank writing line for the seventh row of the reading exercise.

Rakamları gösterildiği şekilde yazalım.





Verilen kelimelere ait olduđu resimlere yazalım ve bulutları boyayalım.



iki

aile

Ali

alo

anten



lila

el

tel

olta

lale



# TATİL

Anlat Ali anlat.

Ali tatili anlat.

Ni'e tatili anlat.

Tatili tane tane anlat.

Ali ailene anlat.

Ali Talat'a anlat.

Metni okuyalım ve aşağı yazalım.  
Her okumada bir yıldız boyayalım.



Blank writing area for the first row.

Blank writing area for the second row.

Blank writing area for the third row.




Blank writing area for the fourth row.

Blank writing area for the fifth row.




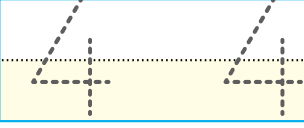
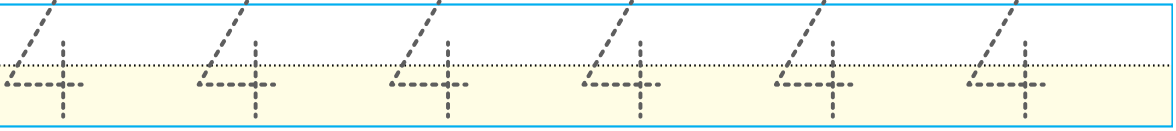
Blank writing area for the sixth row.

Blank writing area for the seventh row.



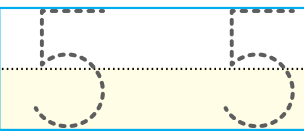
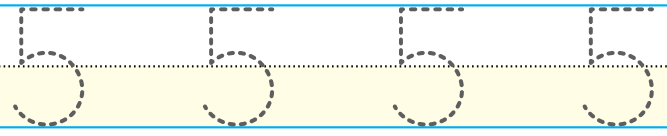
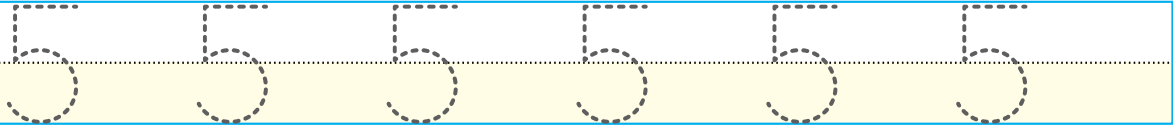
Rakamları gösterildiği şekilde yazalım.



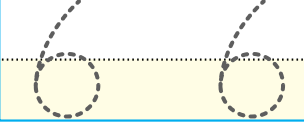
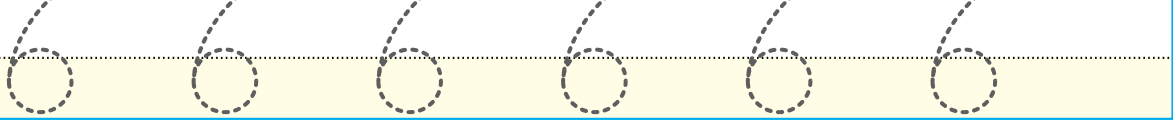
4 4 4



5 5 5



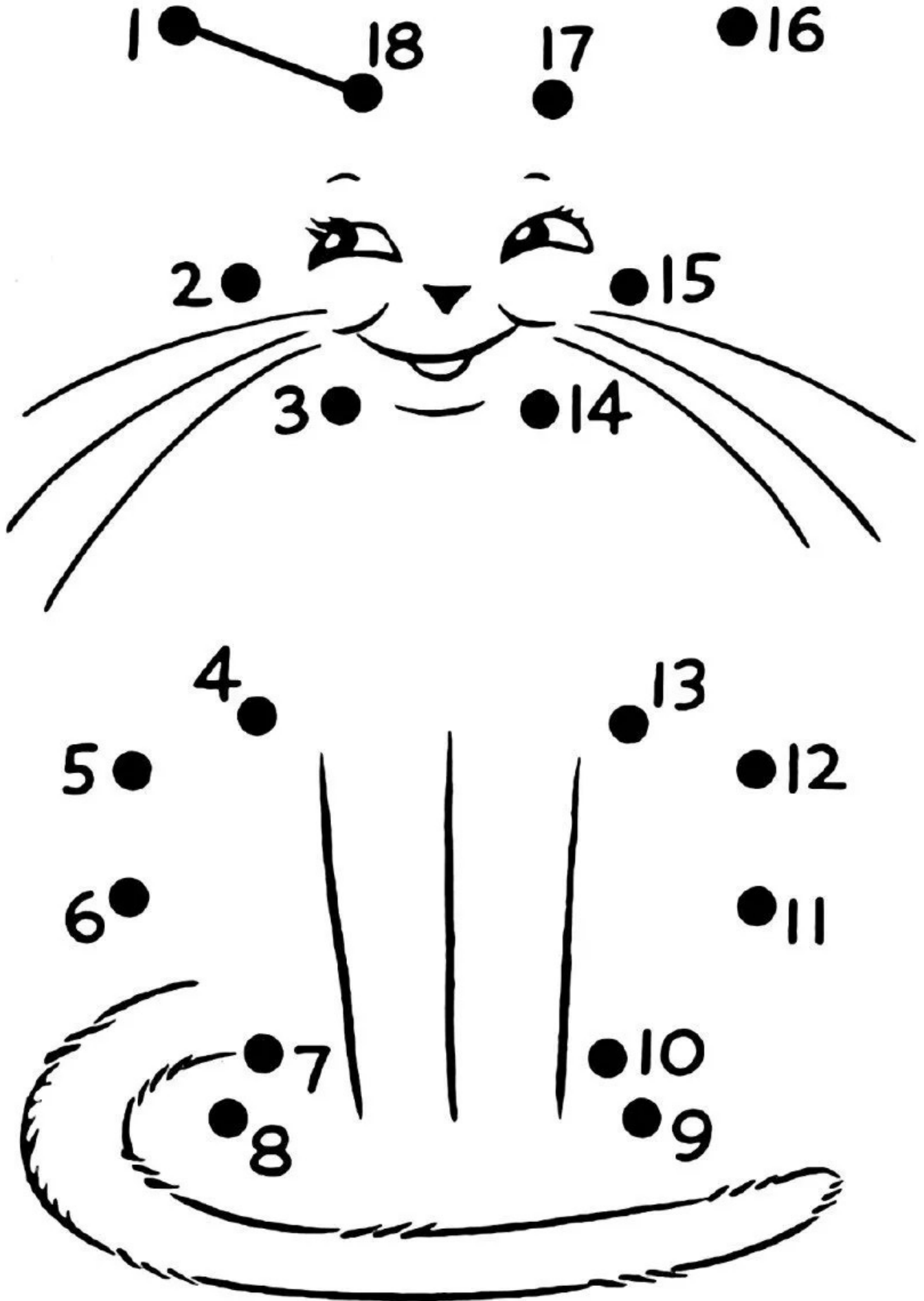
6 6 6







Sayıları sırayla birleştir gizli resmi ortaya çıkar ve boya.





OT

Ali o at.

Ali ata ot at.

Ela o inek.

Ela inek otlat.

Atla Nil Atla.

Nil ata atla.

Metni okuyalım ve aşağı yazalım.  
Her okumada bir yıldız boyayalım.



Blank writing area for the first line of text.

Blank writing area for the second line of text.


Blank writing area for the third line of text.

Blank writing area for the fourth line of text.

Blank writing area for the fifth line of text.

Blank writing area for the sixth line of text.

Blank writing area for the seventh line of text.

 Göz kaslarımızı geliřtirmek için hece ve kelimeleri başımızı sabit tutarak, ok yönünde sadece gözlerimizle 5 defa takip edelim.

## Göz Egzersizleri : Dikey Takip Etkinliđi

al

ala

el

ele

ot

oto

ik

iki

an

ana

at

ata

kek

kel

kil

kol

nal

Nil

not

kat

kan

kin

kon

kok

Ali

İlke

İnal

Nail

Nil

Talat

Onat

Ata

Nalan

İnan

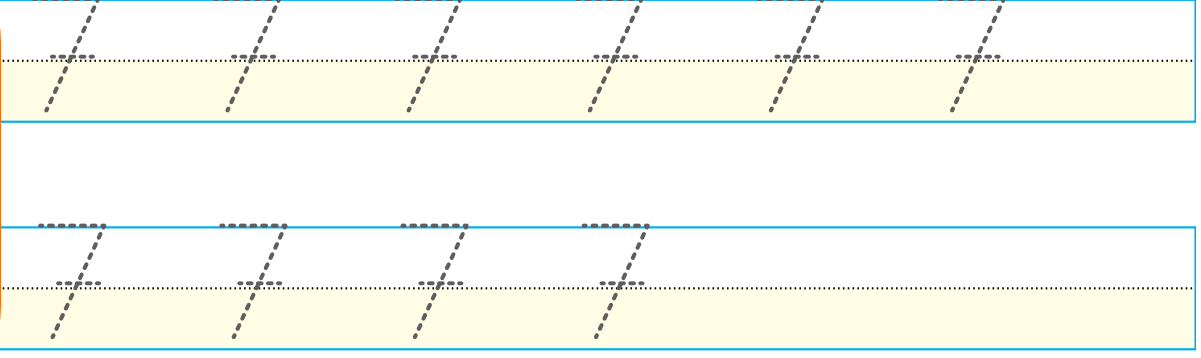
Ekin

Kenan


Rakamları gösterildiği şekilde yazalım.



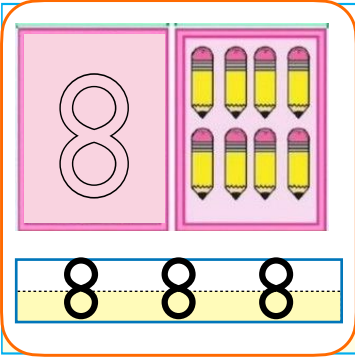
A purple box containing a large outline of the number 7 on the left and seven yellow stars on the right. Below the box, three solid black number 7s are shown on a yellow background.



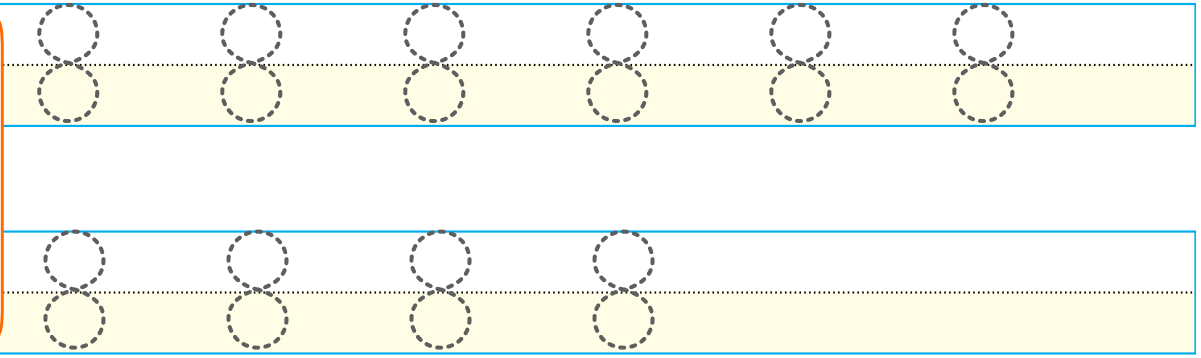
Two rows of handwriting practice for the number 7. The first row contains six dashed number 7s for tracing. The second row contains four dashed number 7s for tracing.



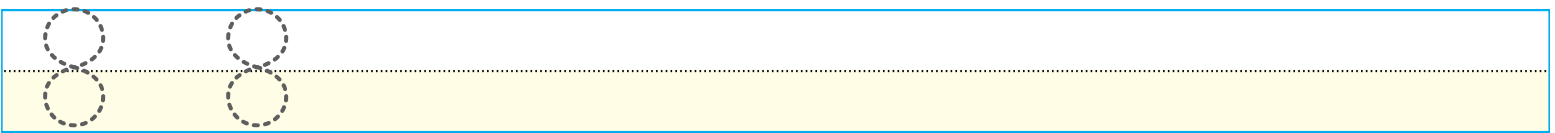
A single row of handwriting practice for the number 7, containing two dashed number 7s for tracing.



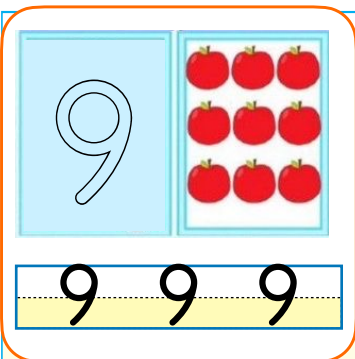
A pink box containing a large outline of the number 8 on the left and eight yellow pencils on the right. Below the box, three solid black number 8s are shown on a yellow background.



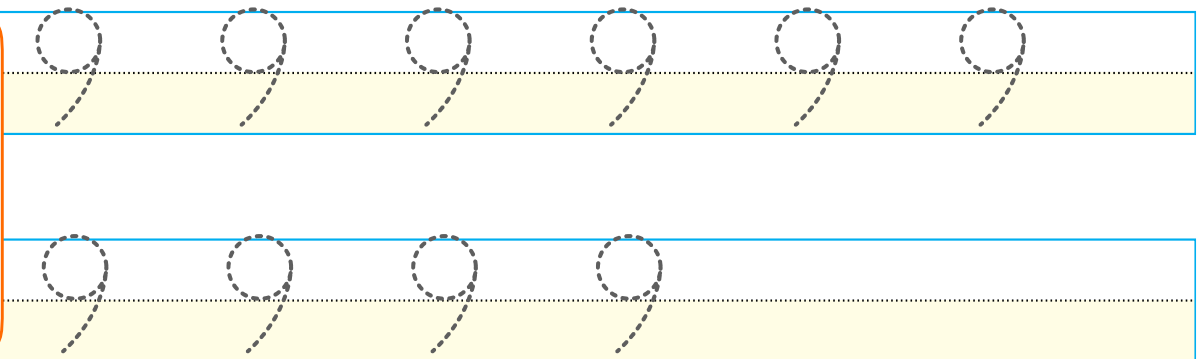
Two rows of handwriting practice for the number 8. The first row contains six dashed number 8s for tracing. The second row contains four dashed number 8s for tracing.




A single row of handwriting practice for the number 8, containing two dashed number 8s for tracing.



A light blue box containing a large outline of the number 9 on the left and nine red apples on the right. Below the box, three solid black number 9s are shown on a yellow background.



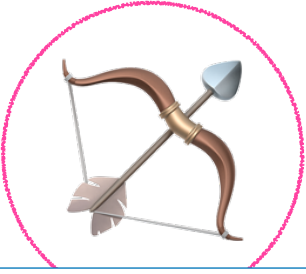
Two rows of handwriting practice for the number 9. The first row contains six dashed number 9s for tracing. The second row contains four dashed number 9s for tracing.



A single row of handwriting practice for the number 9, containing two dashed number 9s for tracing.




Verilen kelimelere ait olduđu resimlere yazalım ve bulutları boyayalım.



Blank box for writing the word 'atlet'.

atlet



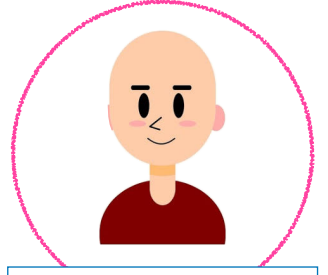
Blank box for writing the word 'leke'.

ninni



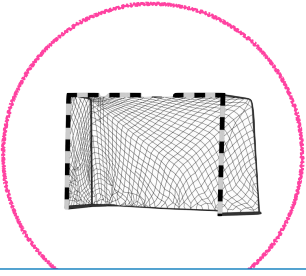
Blank box for writing the word 'etek'.

ok



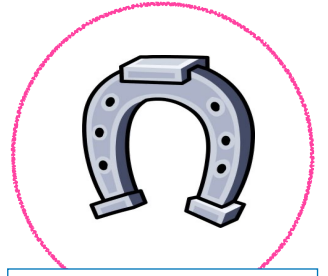
Blank box for writing the word 'kel'.

leke



Blank box for writing the word 'kale'.

alet



Blank box for writing the word 'inat'.

kel



Blank box for writing the word 'alet'.

kale




Blank box for writing the word 'ninni'.

etek



Blank box for writing the word 'tank top'.

nal



Blank box for writing the word 'inat'.

inat

# TATİL

Talat ile Nail tatile.

Anlat Talat anlat.





Ailene tatilini anlat.

Talat annene tatili anlat.

Talat ninene anlat.

Tane tane anlat.

Metni okuyalım ve aşağı yazalım.  
Her okumada bir yıldız boyayalım.



Blank writing area for the first row of text.

Blank writing area for the second row of text.

Blank writing area for the third row of text.

Blank writing area for the fourth row of text.

Blank writing area for the fifth row of text.

Blank writing area for the sixth row of text.

Blank writing area for the seventh row of text.

# KELİME TABLOSU

## İki Harfli Kelime Tablosu

at

et

it

al

el

il

## Üç Harfli Kelime Tablosu

ana

tan

ten

tat

Ata

nal

tel

ete

ala

Ali

nil

ait

alt

ant

ela

## Dört Harfli Kelime Tablosu

anne

nane

tane

nine

nene

lale

lila

ilan

etli

elli

elle

anla

Nail

ilet

alet

## Beş Harfli Kelime Tablosu

annen

nenen

anten

Talat

atlet

Nalan

atlat

Naile

tatil

ninni

itina

anlat

KEK

Kenan kalk elek al.

Annene iki elek al.





Ele anne ele.

Elek ile kakao ele.

Kenan keke kakao ekle.

Anne keki al, keki tat.

Metni okuyalım ve aşağı yazalım.  
Her okumada bir yıldız boyayalım.



Blank writing area for the first line.

Blank writing area for the second line.

Blank writing area for the third line.

Blank writing area for the fourth line.

Blank writing area for the fifth line.

Blank writing area for the sixth line.

Blank writing area for the seventh line.





Sayılara bakarak kodlamalı boyamayı tamamlayalım.

