




14. Fasikül



S

s



3. Grup: ÜSÖYDZ



Adım:




Soyadım:

Sınıfım:

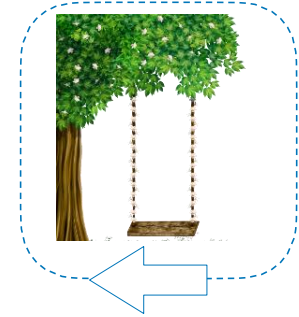

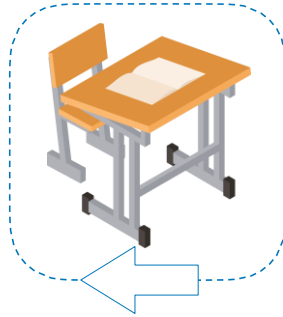





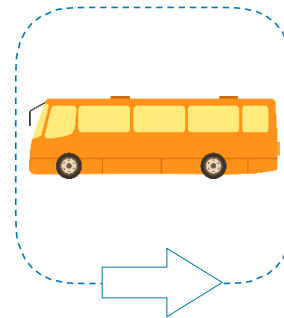

Adında "s" sesi olan varlıkların altında bulunan kutucuğu boyayalım.



Adı "s" sesi ile başlayan varlıkların kutucuğunu boyayalım.





Adı "s" sesi ile biten varlıkların kutucuğunu boyayalım.

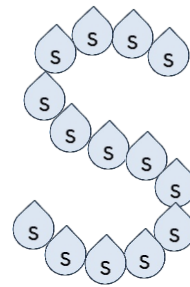
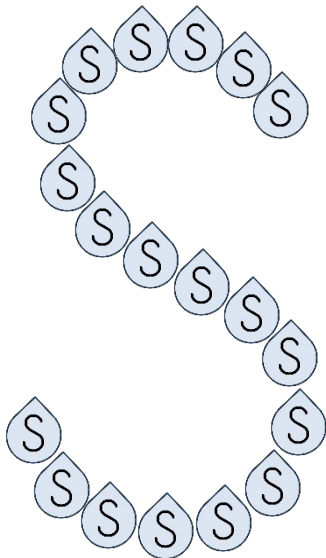
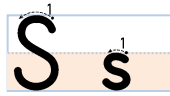




Büyük S ve küçük s harfinin yazılışını inceleyelim.
Parmamızla harflerin üstünden birkaç kez gidelim.

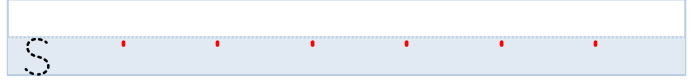
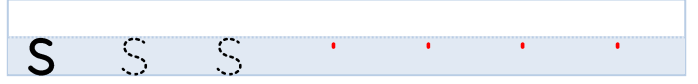

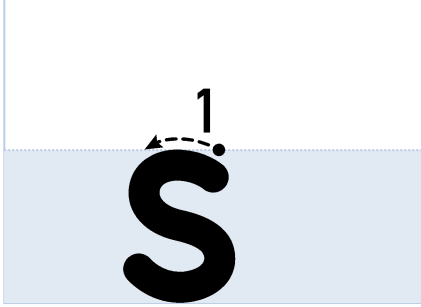


Salyangoz, içinde "S - s" harfi yazan su damlalarını takip edecek. Siz de parmağınızla salyangozun yolunu çizin.

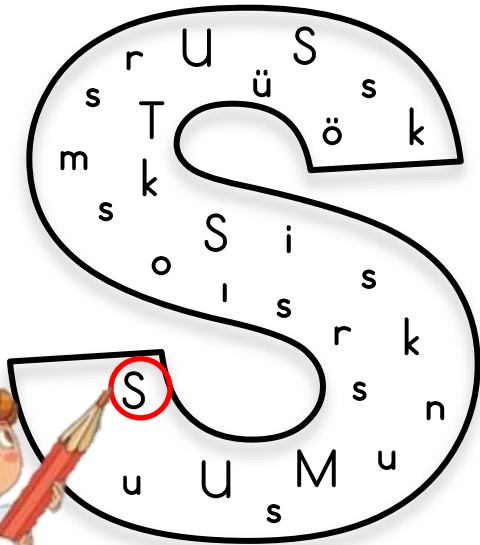




Küçük s harfini yazalım.



Hadi "s" harfi bulalım.



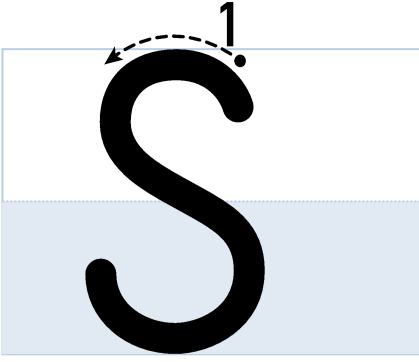
Boyayalım.



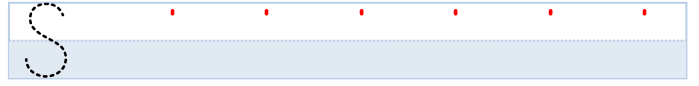
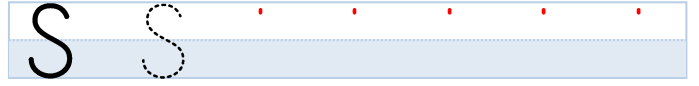
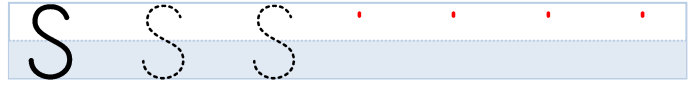
saat



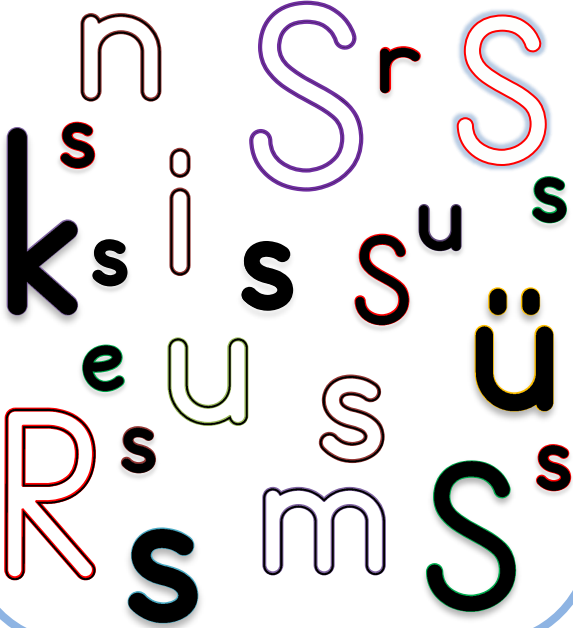
Büyük "S" harfini yazalım



Simit



"S" harflerini boyayın.



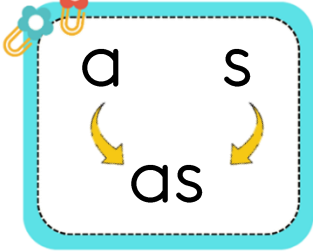
Boyayalım.



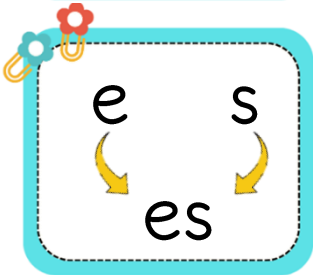
ASLAN



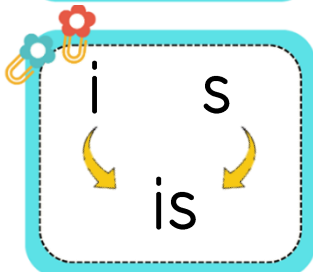
Okuyalım ve yazalım.




as as as



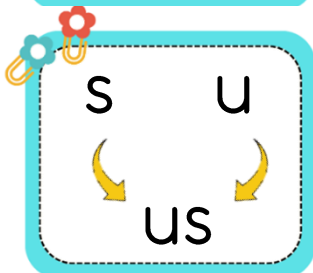
es es es



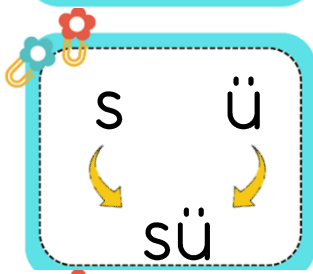
is is is



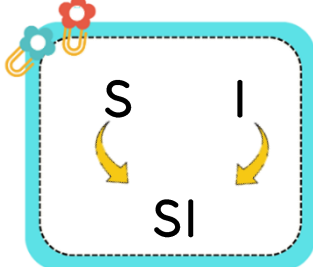
üs üs üs



su su su



sü sü sü



si si si



Aşağıdaki heceleri birleştirelim. Okuyalım, yazalım.

sa l
sal



sal sal

so s
sos



sos sos

sü t
süt



süt süt

su s
sus



sus sus

ma sa
masa



masa masa



Aşağıdaki heceleri birleştirelim. Okuyalım, yazalım.

ka sa

kasa



kasa

İ sa

İsa



si ra

sıra



si nek

sinek



sa kal

sakal



sa man

saman



sar ma

sarma



Sı la

Sıla





Kelimeleri okuyalım.

site

kese

tasa

soru

Selim

kesin

masum

kusur

kasım

Samet

esir

eski

sakal

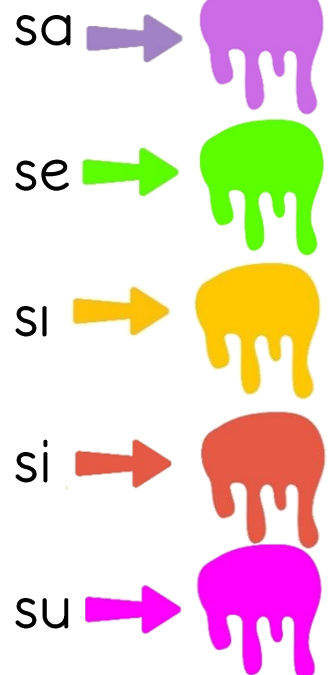

satır

keser

küsme



Üzüm salkımını yanda belirtilen renklerle boyayın.



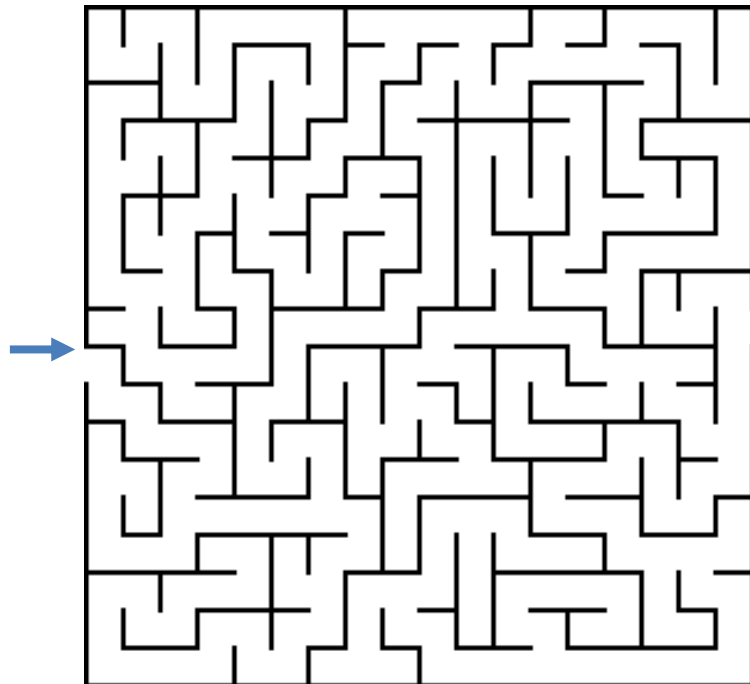


“sa” ve “se” heceleri ile yeni kelimeler oluşturup yazalım.

sa	→ rı	sarı
	→ at	
	→ man	
	→ kal	
	→ tır	
	→ na	
	→ nat	
	→ lon	
	→ kar	

se	→ ne	sene
	→ rin	
	→ lam	
	→ na	
	→ lin	
	→ lim	
	→ ma	
	→ ra	
	→ rum	

Labirentten geçerek sincabı palamuda ulaştırın.





Kelimeleri ok yönünde okuyalım.



eski askı
Esra aslan
Esmâ asker



esne asma
esme asla
esmer Aslı



soru ısır
solak kısır
sokak mısır



sıkı sula
sıra susa
Sıla susam



site siren
simit sitem
sinek Sina



isim eksi
resim aksi
kesim taksi



sene Sena
sele Selim
serin Selin



saat satır
salı salam
sarı sakın



Cümleleri okuyalım, yazalım.

Esmâ, sût sat.



İsa, ineklere saman at.

Sinem sarma sar.



Samet asker ol.

Asuman mısırı ısır.



Sıla susamlı simit al.




Metinleri okuyalım. İstedığımız bir metni yazalım.

MASAL

Suna masal anlat.

Sesli sesli anlat.

Esin'e masal anlat.



masal

SAT



simit

İsmail simit sat.

Sinem'e simit sat.

Susamlı simit sat.

Blank writing area for a sentence.

Blank writing area for a sentence.

Blank writing area for a sentence.

Blank writing area for a sentence.

Eşleştirerek cümle oluşturalım. Cümleleri yazalım.



Selim soru
 Koluna saat
 Susamlı simit
 Sinan sakalını

• sat
 • tak
 • kes
 • sor

Selim soru sor.

Blank writing lines for the student to write the sentences.

Resimleri oluşturan heceleri bulun ve boyayın.



mas

set

ke



man

sa

sar