




14. Fasikül



S

s



3. Grup: ÜSÖYDZ



Adım:




Soyadım:

Sınıfım:

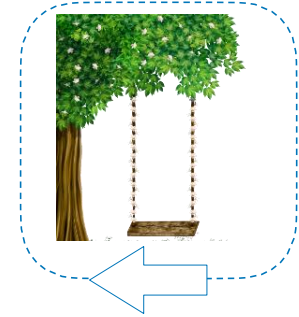

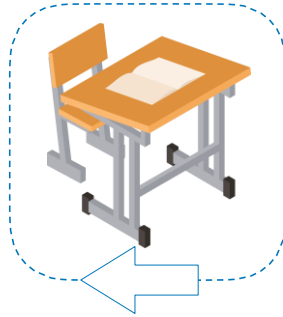





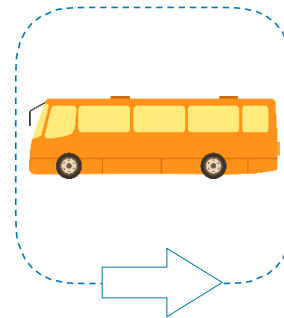

Adında "s" sesi olan varlıkların altında bulunan kutucuğu boyayalım.



Adı "s" sesi ile başlayan varlıkların kutucuğunu boyayalım.





Adı "s" sesi ile biten varlıkların kutucuğunu boyayalım.

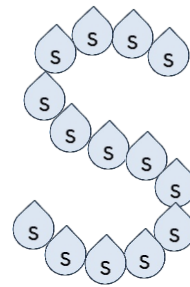
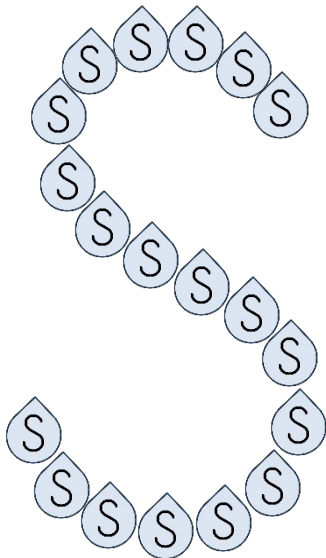
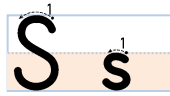




Büyük S ve küçük s harfinin yazılışını inceleyelim.
Parmamızla harflerin üstünden birkaç kez gidelim.

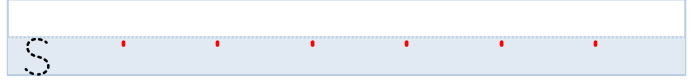

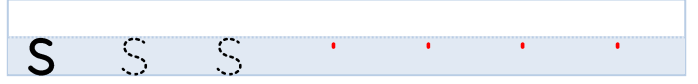


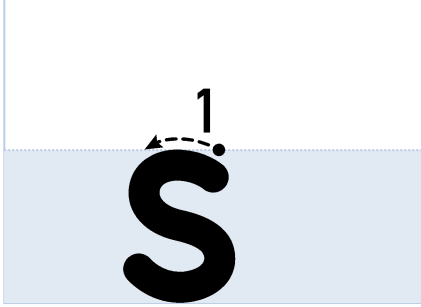


Salyangoz, içinde "S - s" harfi yazan su damlalarını takip edecek. Siz de parmağınızla salyangozun yolunu çizin.

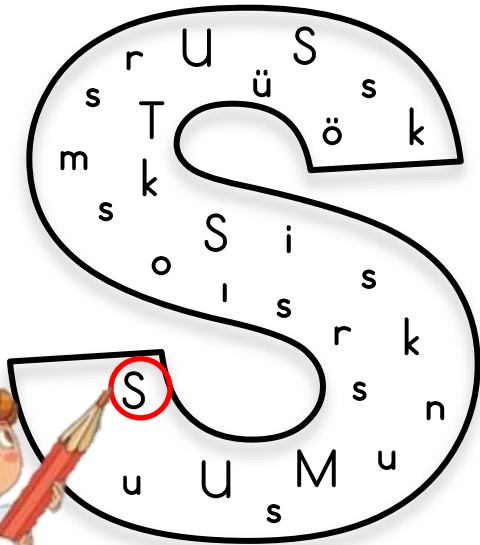




Küçük s harfini yazalım.



Hadi "s" harfi bulalım.

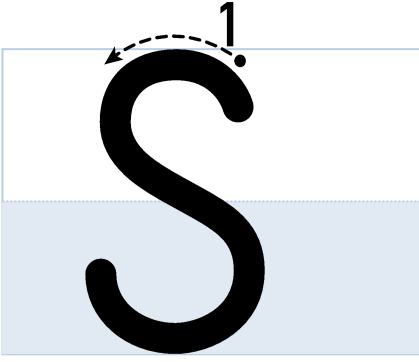


Boyayalım.

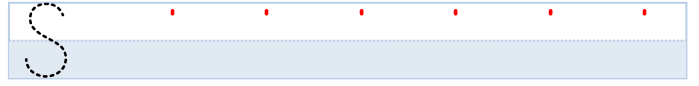
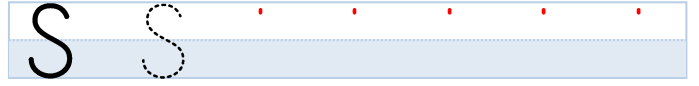
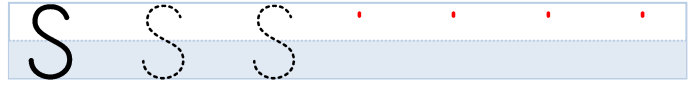


saat

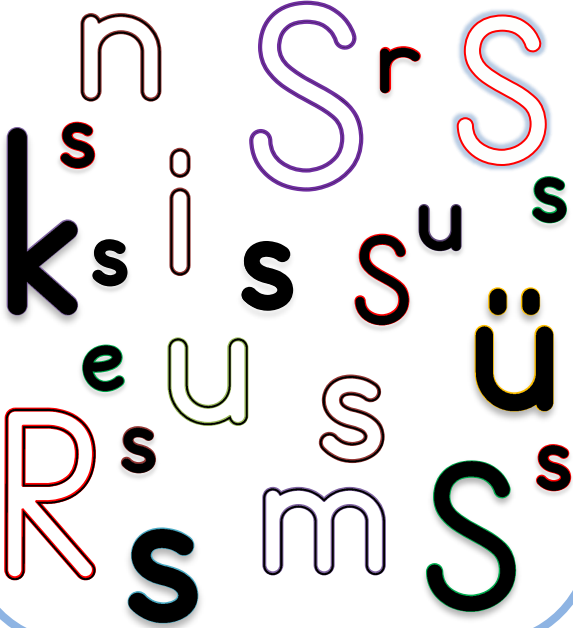
Büyük "S" harfini yazalım



Simit



"S" harflerini boyayın.



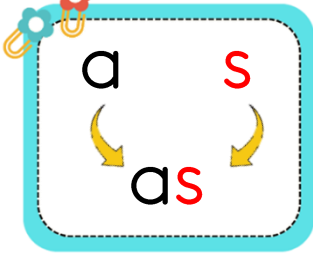
Boyayalım.



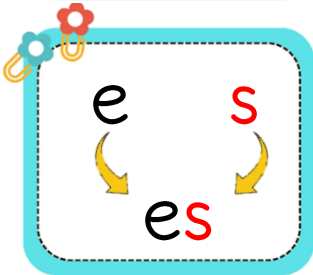
ASLAN



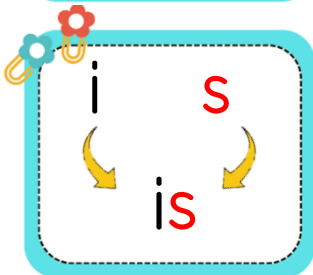
Okuyalım ve yazalım.



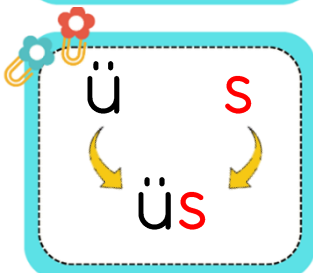
as as as



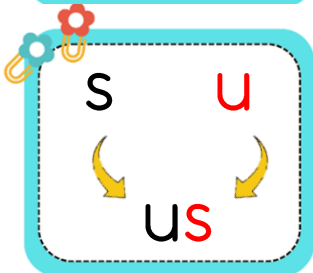
es es es



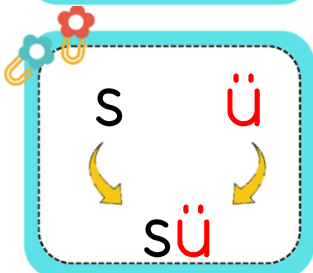
is is is



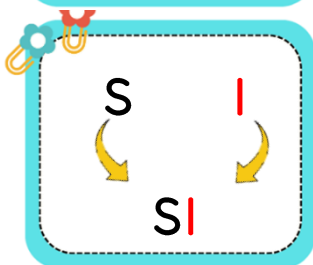
üs üs üs



us us us



sü sü sü



si si si



Aşağıdaki heceleri birleştirelim. Okuyalım, yazalım.

sa

l

sal



sal

sal

so

s

sos



sos

sos

sü

t

süt



süt

süt

su

s

sus



sus

sus

ma

sa

masa



masa

masa



Aşağıdaki heceleri birleştirelim. Okuyalım, yazalım.

ka sa

kasa



kasa

i sa

isa



si ra

sıra



si nek

sinek



sa kal

sakal



sa man

saman



sar ma

sarma



Si la

Sıla





Kelimeleri okuyalım.

site

kese

tasa

soru

Selim

kesin

masum

kusur

kasım

Samet

esir

eski

sakal

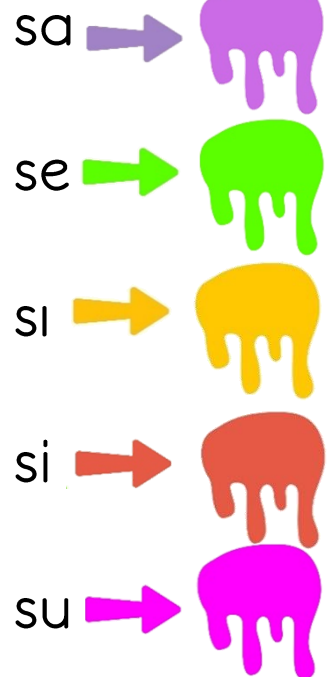

satır

keser

küsme



Üzüm salkımını yanda belirtilen renklerle boyayın.



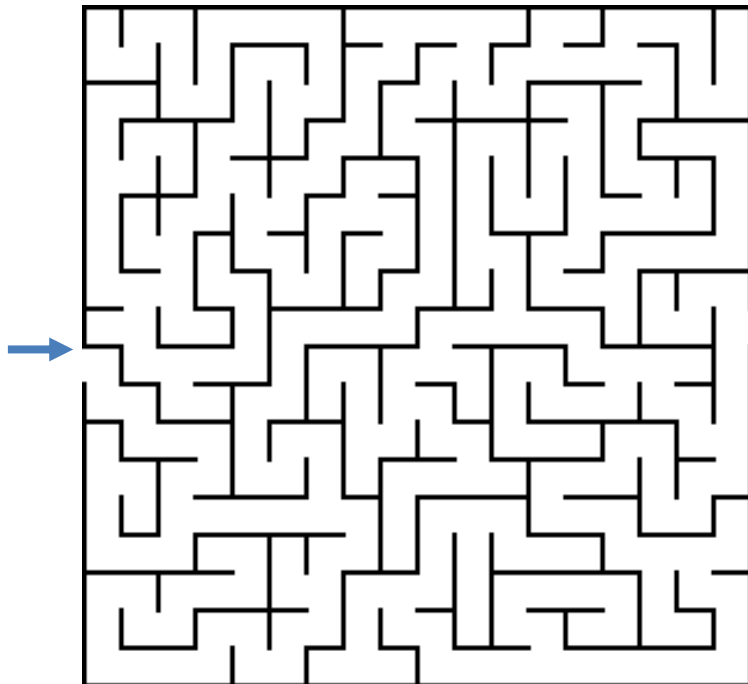


“sa” ve “se” heceleri ile yeni kelimeler oluşturup yazalım.

→	rı	sarı
→	at	
→	man	
→	kal	
sa →	tır	
→	na	
→	nat	
→	lon	
→	kar	

→	ne	sene
→	rin	
→	lam	
→	na	
se →	lin	
→	lim	
→	ma	
→	ra	
→	rum	

Labirentten geçerek sincabı palamuda ulaştırın.





Kelimeleri ok yönünde okuyalım.



eski	↓	askı
Esra		aslan
Esmâ		asker



esne	↓	asma
esme		asla
esmer		Aslı



soru	↓	ısır
solak		kısır
sokak		mısır



sıkı	↓	sula
sıra		susa
Sıla		susam



site	↓	siren
simit		sitem
sinek		Sina



isim	↓	eksi
resim		aksi
kesim		taksi



sene	↓	Sena
sele		Selim
serin		Selin



saat	↓	satır
salı		salam
sarı		sakin



Cümleleri okuyalım, yazalım.

E**sm**a, s**üt** **sat**.



İ**sa**, i**neklere** s**aman** at.

S**inem** s**arma** sar.



S**amet** a**ske**r ol.

A**suman** m**isiri** **ısır**.



S**ıla** s**usamlı** s**imit** al.




Metinleri okuyalım. İstedığımız bir metni yazalım.

MASAL

Suna masal anlat.

Sesli sesli anlat.

Esin'e masal anlat.



masal

SAT



simit

İsmail simit sat.

Sinem'e simit sat.

Susamlı simit sat.

Eşleştirerek cümle oluşturalım. Cümleleri yazalım.



Selim soru
 Koluna saat
 Susamlı simit
 Sinan sakalını

• sat
 • tak
 • kes
 • sor

Selim soru sor.

.....

.....

.....

.....

Resimleri oluşturan heceleri bulun ve boyayın.



mas

set

ke



man

sa

sar