




14. Fasikül



S

s



3. Grup: ÜSÖYDZ



Adım:




Soyadım:

Sınıfım:

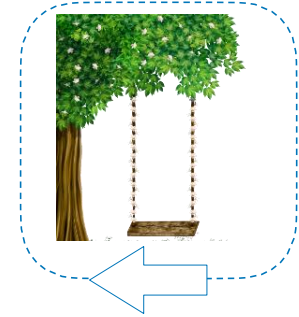

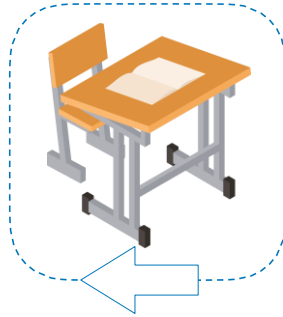





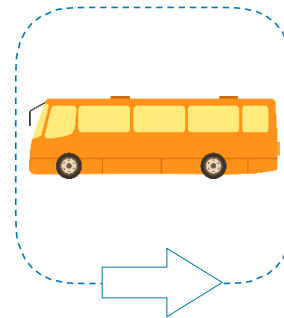

Adında "s" sesi olan varlıkların altında bulunan kutucuğu boyayalım.



Adı "s" sesi ile başlayan varlıkların kutucuğunu boyayalım.





Adı "s" sesi ile biten varlıkların kutucuğunu boyayalım.

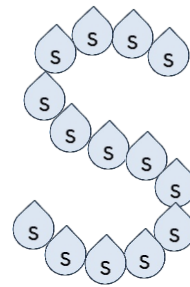
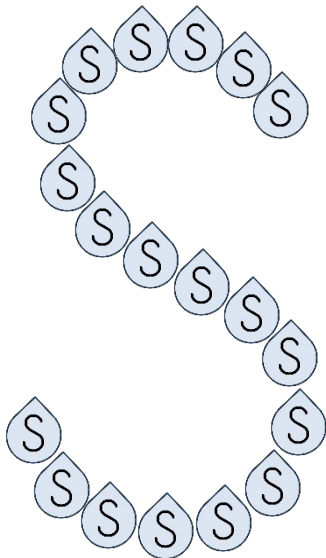
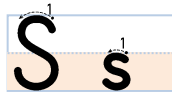




Büyük S ve küçük s harfinin yazılışını inceleyelim.
Parmamızla harflerin üstünden birkaç kez gidelim.

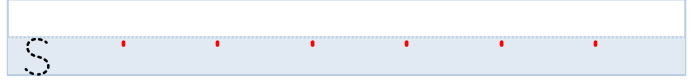
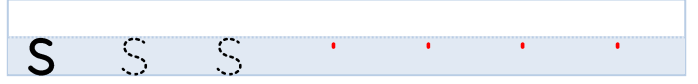

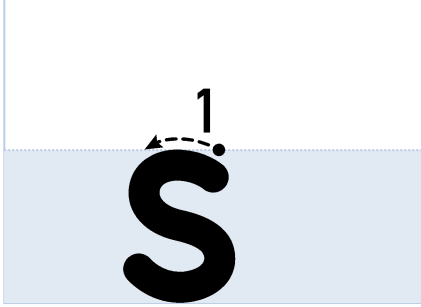


Salyangoz, içinde "S - s" harfi yazan su damlalarını takip edecek. Siz de parmağınızla salyangozun yolunu çizin.

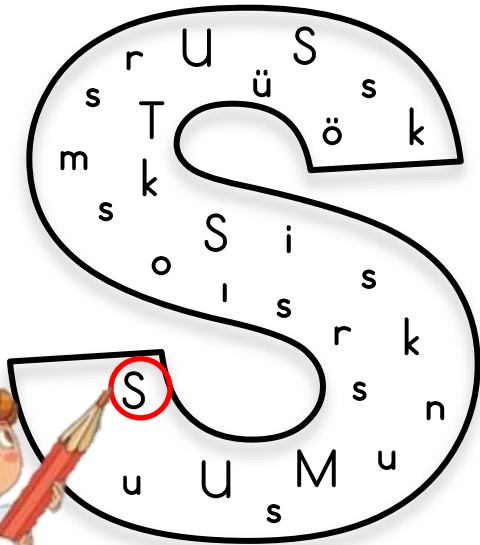




Küçük s harfini yazalım.



Hadi "s" harfi bulalım.

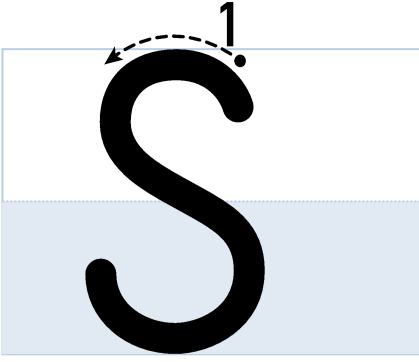


Boyayalım.

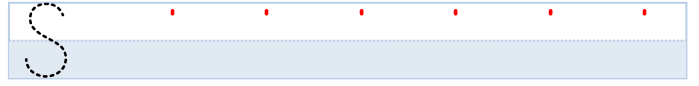
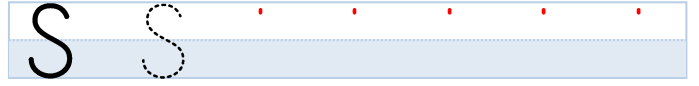
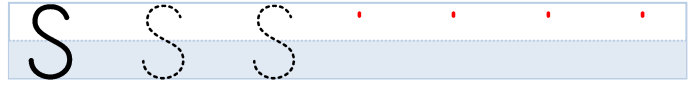


saat

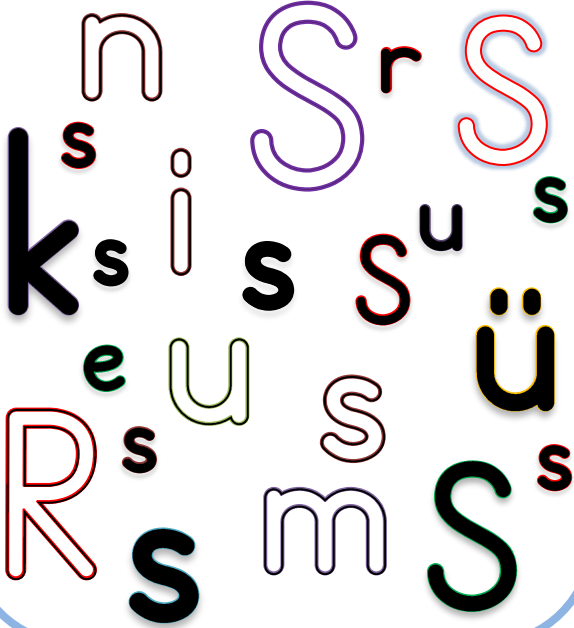
Büyük "S" harfini yazalım



Simit



"S" harflerini boyayın.



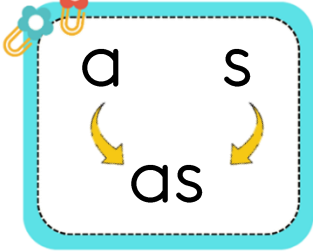
Boyayalım.



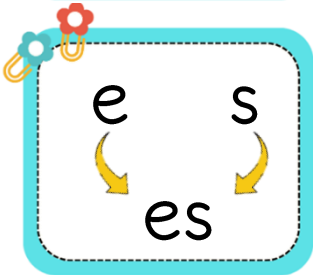
ASLAN



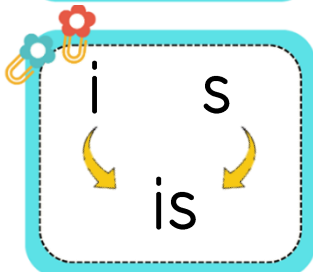
Okuyalım ve yazalım.




as as as



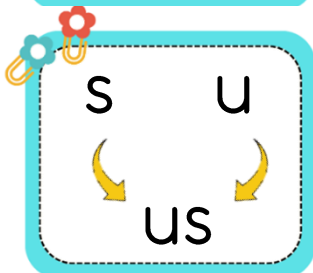
es es es



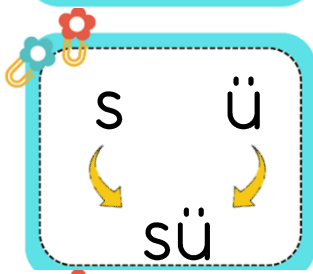
is is is



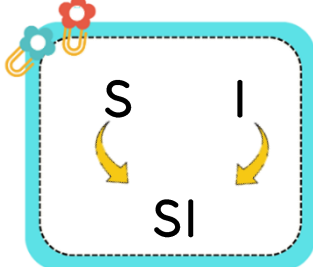
üs üs üs



su su su



sü sü sü



si si si



Aşağıdaki heceleri birleştirelim. Okuyalım, yazalım.

sa l
sal



sal sal

so s
sos



sos sos

sü t
süt



süt süt

su s
sus



sus sus

ma sa
masa



masa masa



Aşağıdaki heceleri birleştirelim. Okuyalım, yazalım.

ka sa

kasa

kasa



İ sa

İsa



si ra

sıra



si nek

sinek



sa kal

sakal



sa man

saman



sar ma

sarma



Sı la

Sıla



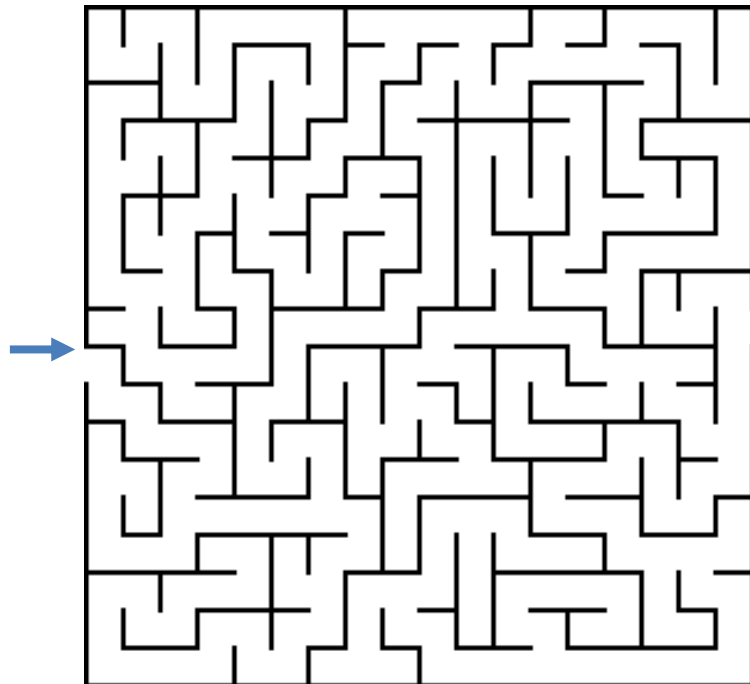


“sa” ve “se” heceleri ile yeni kelimeler oluşturup yazalım.

sa	→ rı	sarı
	→ at	
	→ man	
	→ kal	
	→ tır	
	→ na	
	→ nat	
	→ lon	
	→ kar	

se	→ ne	sene
	→ rin	
	→ lam	
	→ na	
	→ lin	
	→ lim	
	→ ma	
	→ ra	
	→ rum	

Labirentten geçerek sincabı palamuda ulaştırın.





Kelimeleri ok yönünde okuyalım.

eski	askı
Esra	aslan
Esmâ	asker

esne	asma
esme	asla
esmer	Aslı

soru	ısır
solak	kısır
sokak	mısır

sıkı	sula
sıra	susa
Sıla	susam

site	siren
simit	sitem
sinek	Sina

isim	eksi
resim	aksi
kesim	taksi

sene	Sena
sele	Selim
serin	Selin

saat	satır
salı	salam
sarı	sakin



Cümleleri okuyalım, yazalım.

E¹s²m³a, s⁴ü⁵t s⁶at.



İ¹s²a, i³n⁴e⁵k⁶l⁷e⁸r⁹e s¹⁰a¹¹m¹²a¹³n a¹⁴t.



S¹i²n³e⁴m s⁵a⁶r⁷m⁸a s⁹a¹⁰r.



S¹a²m³e⁴t a⁵s⁶k⁷e⁸r o⁹l.



A¹s²u³m⁴a⁵n m⁶i⁷s⁸i⁹r¹⁰i i¹¹s¹²i¹³r.



S¹i²l³a s⁴u⁵s⁶a⁷m⁸l⁹ı s¹⁰i¹¹m¹²i¹³t a¹⁴l.






Metinleri okuyalım. İstedığımız bir metni yazalım.

MASAL

Suna masal anlat.

Sesli sesli anlat.

Esin'e masal anlat.



masal

SAT

İsmail simit sat.

Sinem'e simit sat.

Susamlı simit sat.



simit

Blank writing line for the word 'SAT'.

Blank writing line for the sentence 'İsmail simit sat.'

Blank writing line for the sentence 'Sinem'e simit sat.'

Blank writing line for the sentence 'Susamlı simit sat.'

Eşleştirerek cümle oluşturalım. Cümleleri yazalım.



Selim soru

..... .

Koluna saat

..... .

Susamlı simit

..... .

Sinan sakalını

..... .

● sat

● tak

● kes

● sor

Selim soru sor.

.....

.....

.....

Resimleri oluşturan heceleri bulun ve boyayın.



mas

set

ke



man

sa

sar