



12. Fasikül



M

m



2. Grup: OKURIM



Adım:

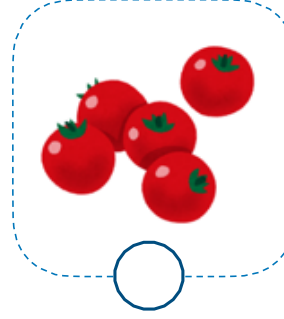

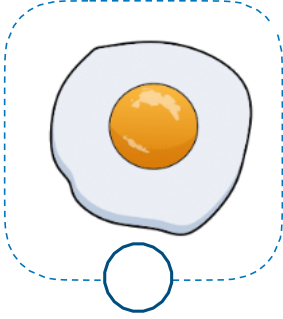
Soyadım:

Sınıfım:

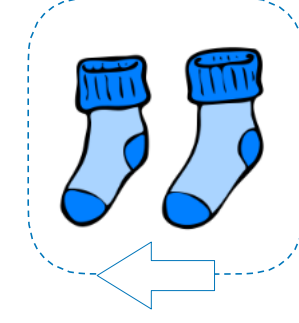
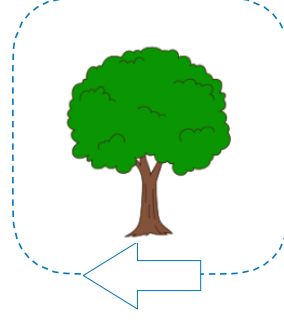








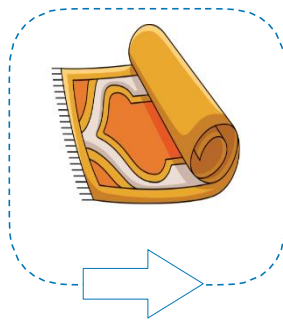
Adında "m" sesi olan varlıkların altında bulunan kutucuğu boyayalım.



Adı "m" sesi ile başlayan varlıkların kutucuğunu boyayalım.

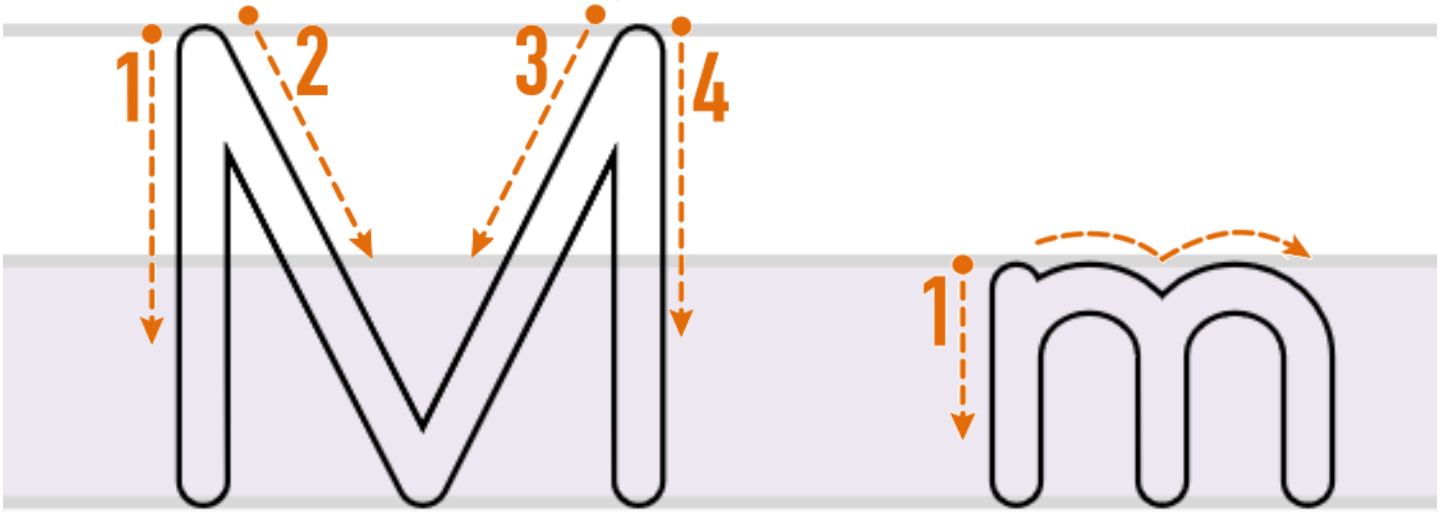


Adı "m" sesi ile biten varlıkların kutucuğunu boyayalım.



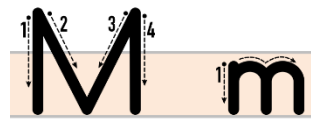




Büyük M ve küçük m harfinin yazılışını inceleyelim.
Parmamızla harflerin üstünden birkaç kez gidelim.

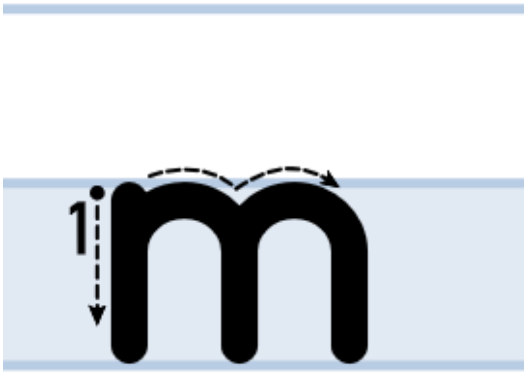


Aşağıdaki maymun içinde "M" harfi yazan muzları takip edecek. Siz de parmağınızla maymunun yolunu çizin.

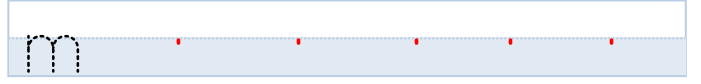
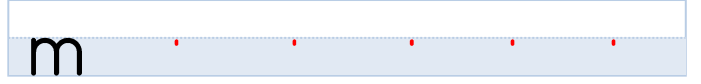
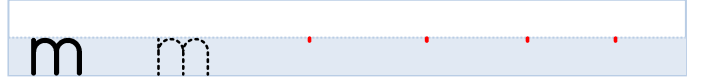




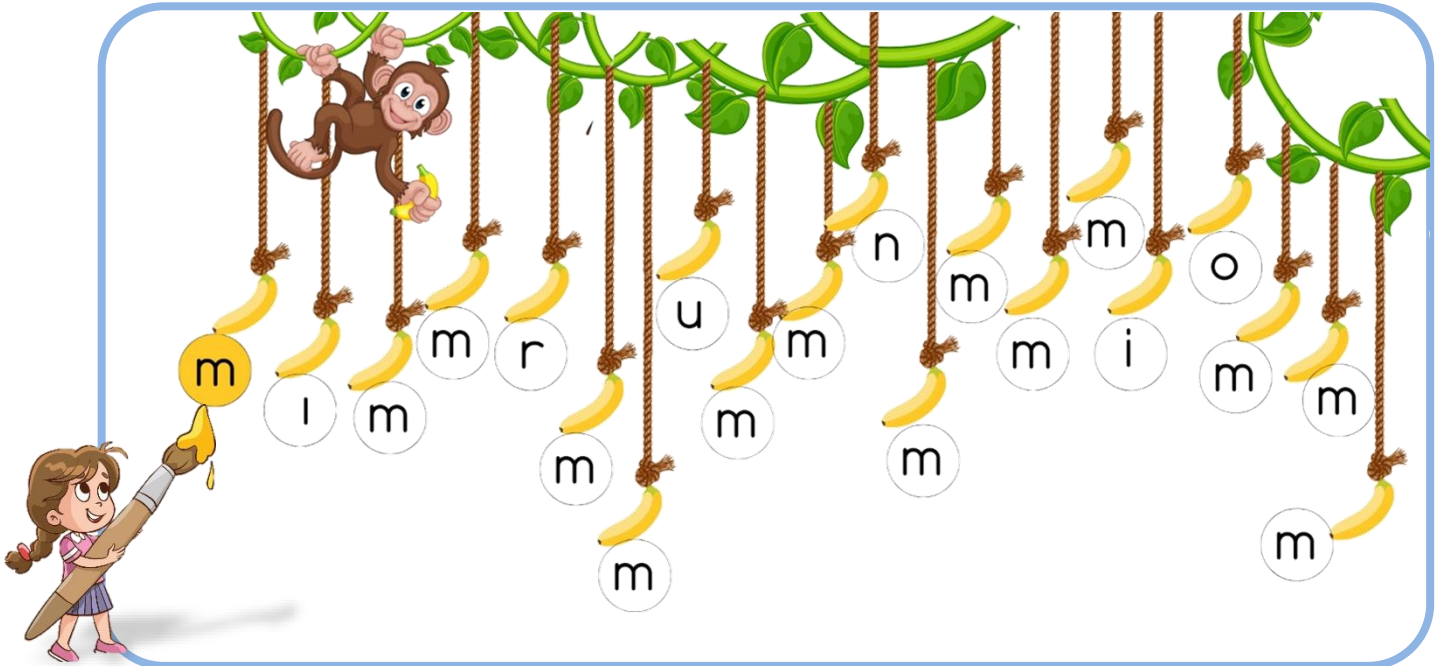
Küçük m harfini yazalım.



mum

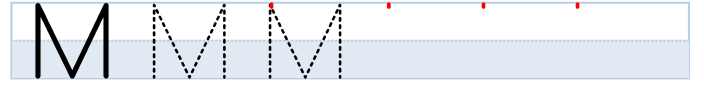
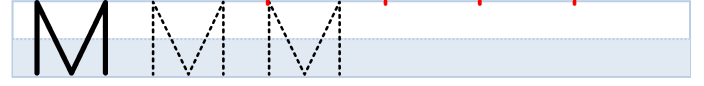
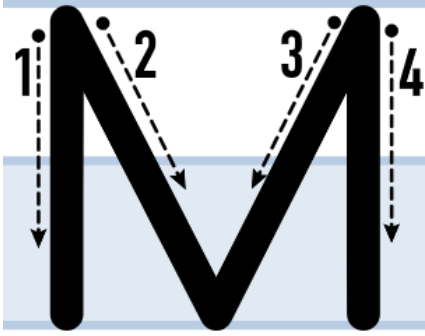


“m” harflerinin yazılı olduğu kutuları boyayın.

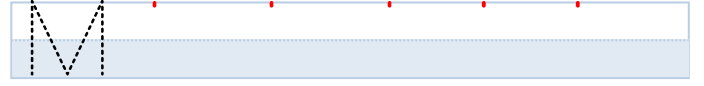
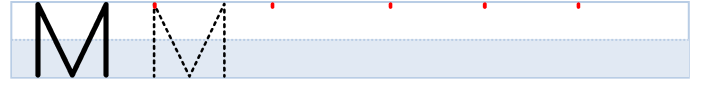





Büyük "M" harfini yazalım



Martı



"M" harfini boyayın.



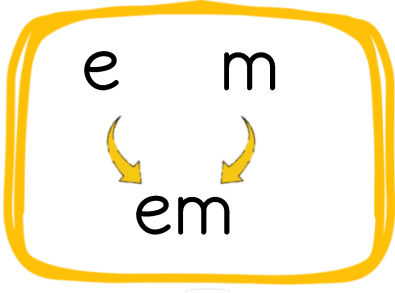
Boyayalım.



MURAT

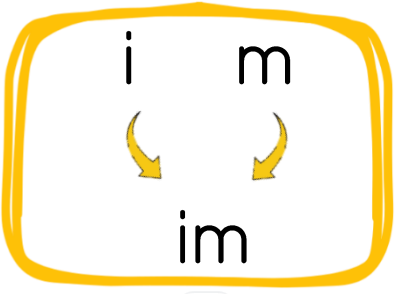


Okuyalım ve yazalım.



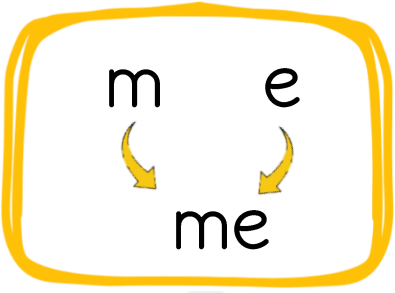
em em em

em em



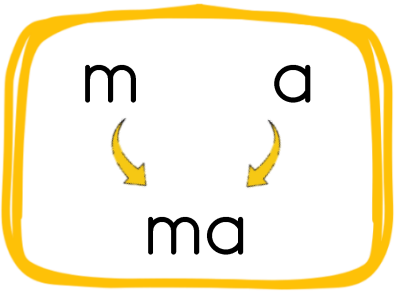
im im im

im im



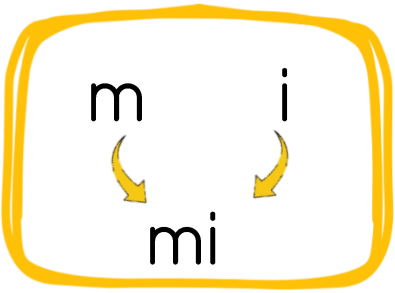
me me me

me me



ma ma ma

ma ma

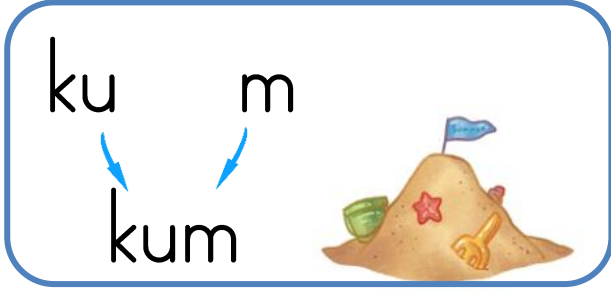


mi mi mi

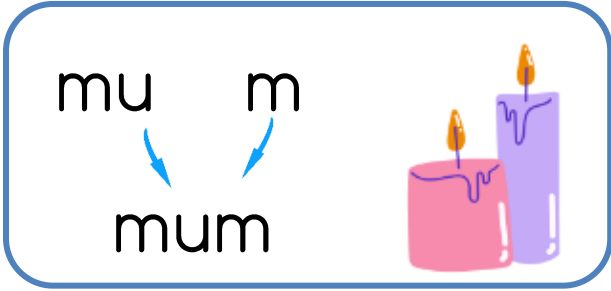
mi mi




Aşağıdaki heceleri birleştirelim. Okuyalım, yazalım.



kum



mum



kim



Kelimeleri okuyalım. Farklı olanı boyayalım.

tam

tam

tam

tak

tam



nem

nem

nem

nem

nam

kin

kim

kim

kim

kim



Aşağıdaki heceleri birlestirelim. Okuyalım, yazalım.

el ma

elma

elma



man tar

mantar



Em re

Emre



ma rul

kare



man tı

mantı

ek mek

ekmek



or man

orman



ta kim

takım





Kelimeleri okuyalım.

mani	lokum	kurum	marul
merak	omlet	orman	mantı
mutlu	mantar	martı	ırmak
armut	limon	market	normal
koruma	mantıklı	unutma	katmer



Emine'yi sevdiği meyveye ulaştırın. Meyveyi boyayın.




elma



armut



Emine



limon



Kelimeleri okuyalım.

ama

Mine

mama

mini

elma

annemi

Mete

kum

Melike

mum

kelime

nem

kemik

atma

komik

tutma

irmik

takma

mola

Metin

moral

Meral

motor

merak

ırmak

maket

almak

marul

kalmak

makine

orman

mantı

keman

manto

Alman

mantar

Emir

akım

tamir

takım

kemir

alım

makam

kemer

rakam

mermer

lokum

katmer



Cümleleri okuyalım, yazalım.

Nineme iki kek alalım.



Emir, Melike ile ata atla.

Emine atkını tak, unutma.



Irmak, marketten marul al.

Emre kemerini tak.



Kemal tekeri tamir et.



Metinleri okuyalım. İstedığınız bir metni yazalım.

MARKET

Emin torununa lokum al.



lokum



limon

İki kilo limon al.

Marketten marul al.



marul



Kerem

KEREM

Oku Kerem oku.



Irmak

Kelime oku, mani oku.

Irmak ile tekerleme oku.

Blank writing area for the student to write a sentence.

Blank writing area for the student to write a sentence.

Blank writing area for the student to write a sentence.

Blank writing area for the student to write a sentence.



Aşağıda görseli bulunan kelimelerin adını altına yazalım.





Aşağıdaki görseldeki harfleri yukarıda belirtilen renklere göre boyayalım.

