



8. Fasikül



K

k



2. Grup: OKURIM



Adım:




Soyadım:

Sınıfım:




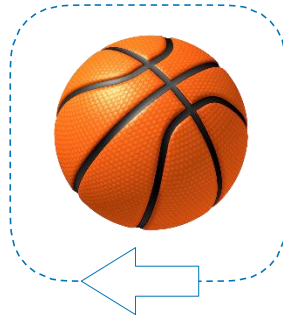




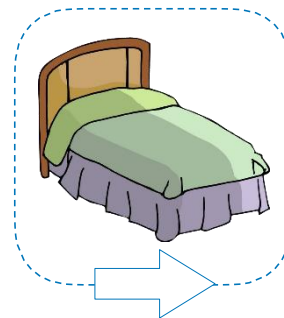

Adında "k" sesi olan varlıkların altında bulunan kutucuğu boyayalım.



Adı "k" sesi ile başlayan varlıkların kutucuğunu boyayalım.

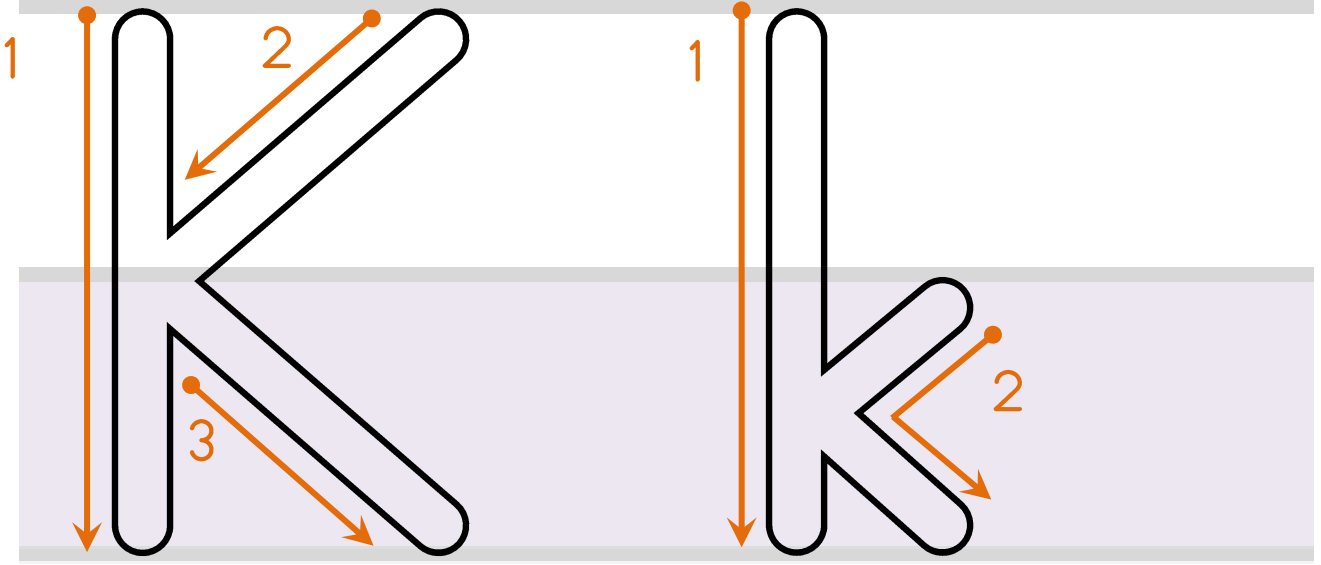


Adı "k" sesi ile biten varlıkların kutucuğunu boyayalım.



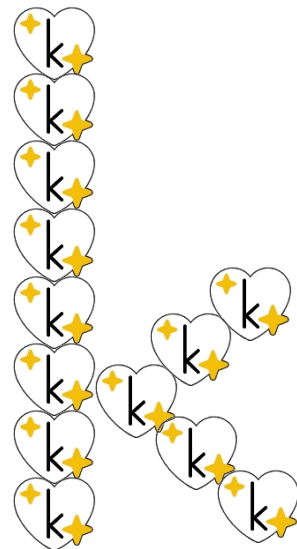
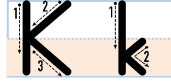
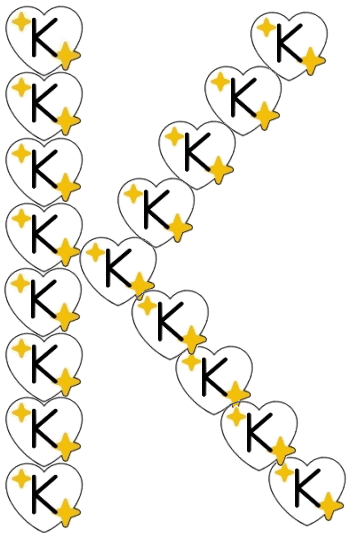


Büyük **K** ve küçük **k** harfinin yazılışını inceleyelim.
Parmamızla harflerin üstünden birkaç kez gidelim.



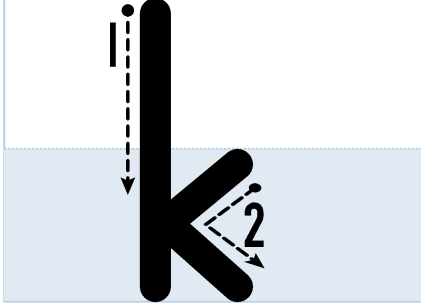
Aşağıdaki kelebek içinde “K – k” harfi yazan kalpleri takip edecek. Siz de parmağınızla kelebeğin takip ettiği yolu çizin.

K

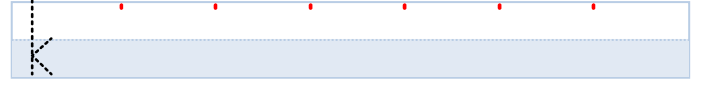
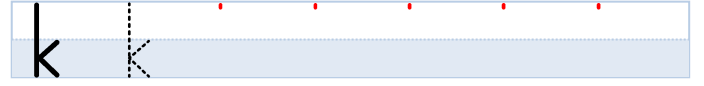
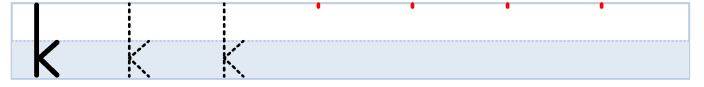
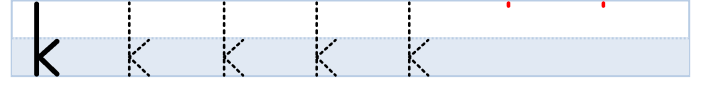




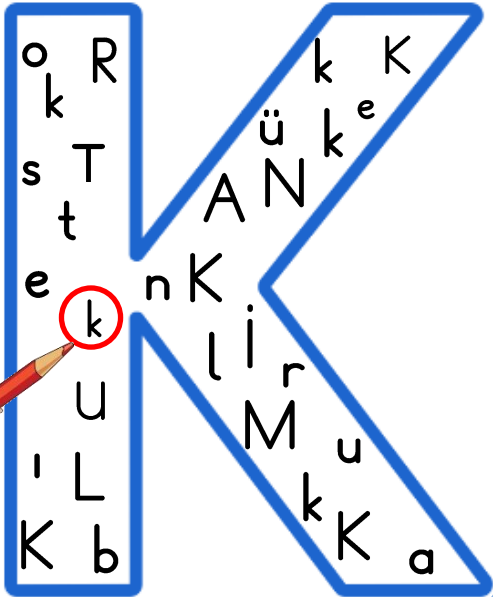
Küçük k harfini yazalım.




iki



Hadi "k" harfini bulalım.

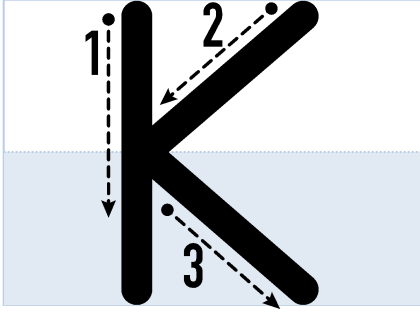


Boyayalım.




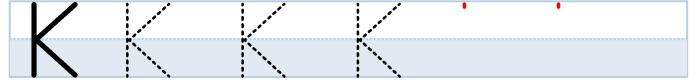
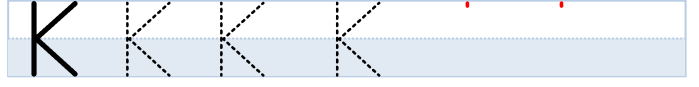





Büyük "K" harfini yazalım



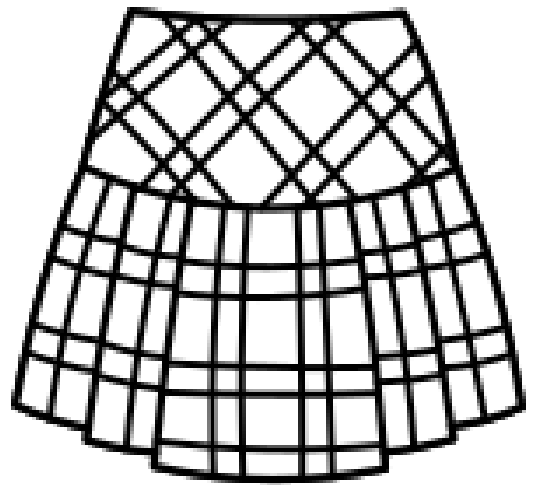
Kot



"K" harflerini boyayın.



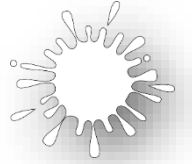
Boyayalım.



ETEK



Okuyalım ve yazalım.



a k
ak

ak ak ak

ak ak



e k
ek

ek ek ek

ek ek



o k
ok

ok ok ok

ok ok



k e
ke

ke ke ke

ke ke



k i
ki

ki ki ki

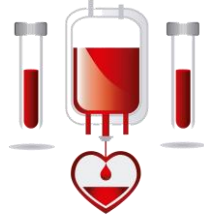
ki ki



Aşağıdaki heceleri birleştirelim. Okuyalım, yazalım.

ka n


kan



kan kan

ke l

kel



kel kel

ki l

kil



kil kil

ko l


kol



kol kol

ka le

kale



kale kale



Aşağıdaki heceleri birleştirelim. Okuyalım, yazalım.

to

ka



toka



toka

ke

ne



kene



kene

kok

la



kokla




kokla

ka

no



kano



kano

O

kan



Okan



Okan

ki

lit



kilit



kilit

ko

nak



konak




konak

kek

lik



keklük



keklük



k K

Kelimeleri okuyalım.

 taka	 kalk	 ekle	 katla
 kanat	 Kaan	 kekik	 kilo
 leke	 kelle	 elek	 keten



Kitaplardaki kelimeleri okuyun. Aynı kelimelerin yazılı olduğu kitapları aynı renge boyayın.





Kelimeleri okuyalım.



kal	↓	kol	↓
kat	↓	kot	↓
kan		kon	



kale	↓	toka	↓
kano	↓	taka	↓
kalite		alaka	



elek	↓	leke	↓
kelek	↓	teke	↓
inek		İlke	



akan	↓	ekle	↓
kokan	↓	ekli	↓
Okan		ekti	



ilik	↓	koli	↓
keklik	↓	kola	↓
kellik	↓	kota	↓



iki	↓	ekili	↓
etki	↓	ikili	↓
tilki		etkili	



Cümleleri okuyalım, yazalım.

Kaan, kil elle.



İnek ile enik kol kola.

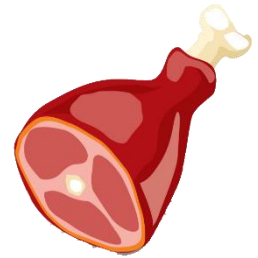


Okan kekik ek.



Kantinin keki kaliteli.

İki kilo et al.



Nil, lila toka tak.



Metinleri okuyalım. İstedığınız bir metni yazalım.

EK

Nail ekin ek.

Kaliteli ekin ek.

Ekin ile kekik ek.



ekin



kekik

OTLAT

Okan inek otlat.

İki inek otlat.

Ona kilo kilo ot at.



inek



ot

Blank writing area for a sentence.

Blank writing area for a sentence.

Blank writing area for a sentence.

Blank writing area for a sentence.



Okuyalım, yazalım.

1- Kalk Tekin kalk.



2- Nalan o etek lekeli.



3- Ekin iki tane toka tak.




4- Okan ekin ekti.



Kardeşim, okula gidip "K" sesini öğrenmek istiyor.

Ona yardımcı olur musunuz?





Metni okuyalım. Defterimize yazalım.

İlke iki kilo et al.

Ete kekik ekle.

İlke kekikli eti kokla.

Kekikli eti tat.



Adında "K k" sesi bulunanları takip ederek yavru kedimizi annesine ulaştıralım.

