



8. Fasikül



K

k



2. Grup: OKURIM



Adım:




Soyadım:

Sınıfım:




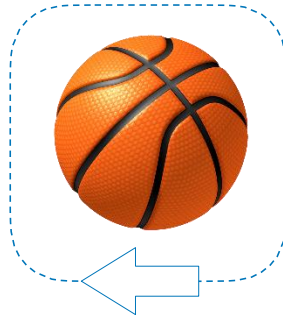




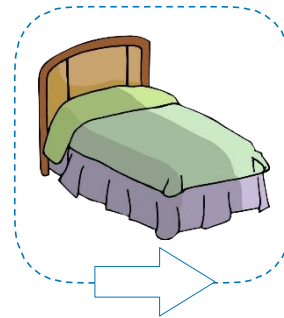

Adında "k" sesi olan varlıkların altında bulunan kutucuğu boyayalım.




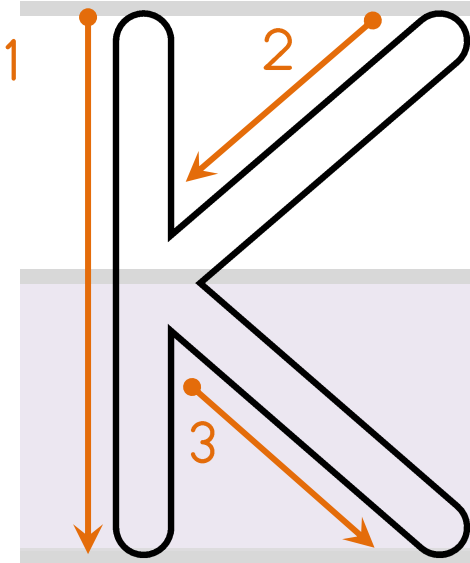
Adı "k" sesi ile başlayan varlıkların kutucuğunu boyayalım.



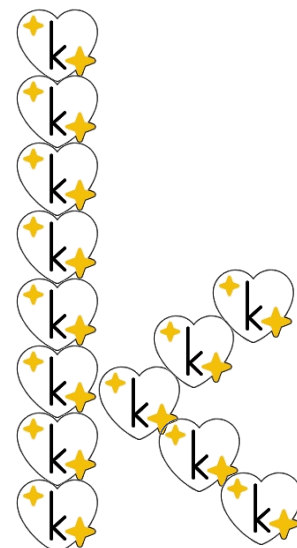
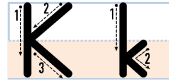
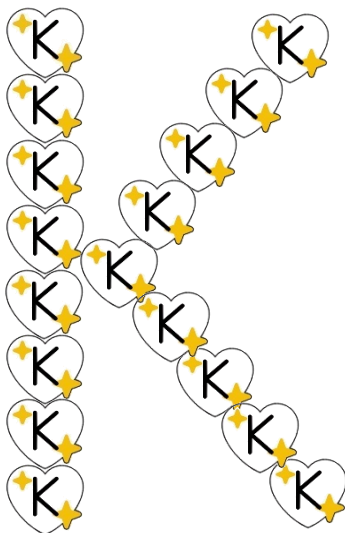
Adı "k" sesi ile biten varlıkların kutucuğunu boyayalım.



Büyük **K** ve küçük **k** harfinin yazılışını inceleyelim.
Parmamızla harflerin üstünden birkaç kez gidelim.

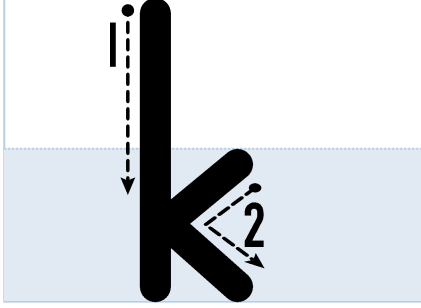


Aşağıdaki kelebek içinde "K - k" harfi yazan kalpleri takip edecek. Siz de parmağınızla kelebeğin takip ettiği yolu çizin.

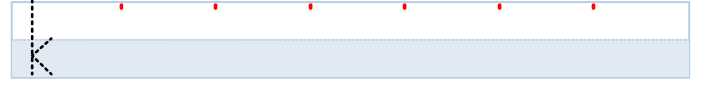
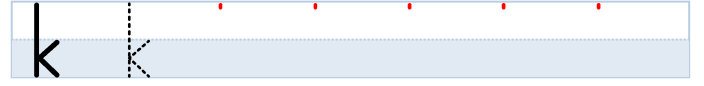
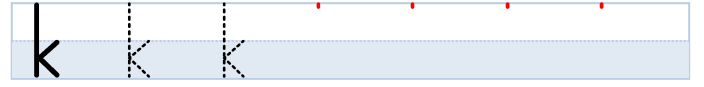
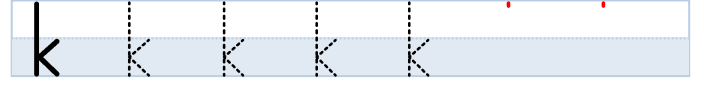




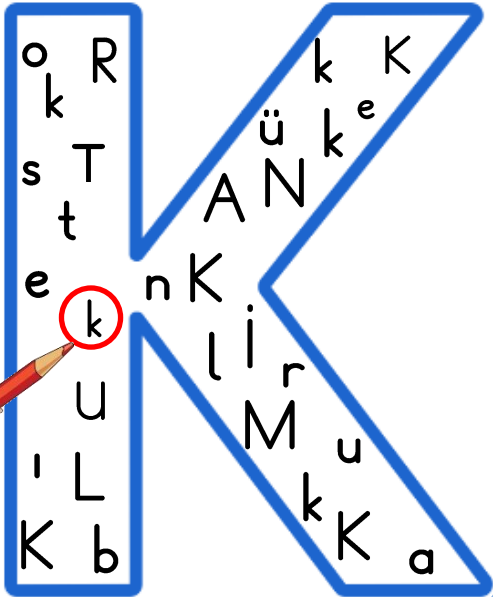
Küçük k harfini yazalım.




iki



Hadi "k" harfini bulalım.

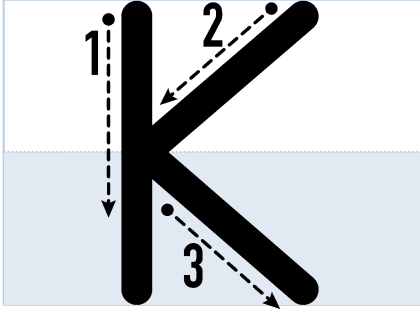


Boyayalım.



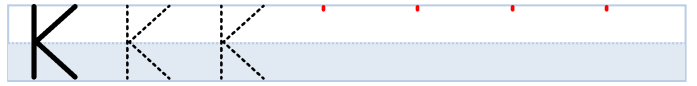
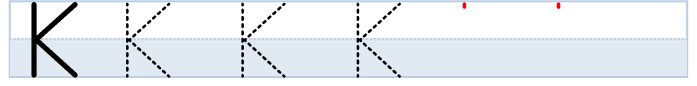
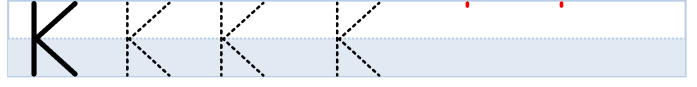





Büyük "K" harfini yazalım



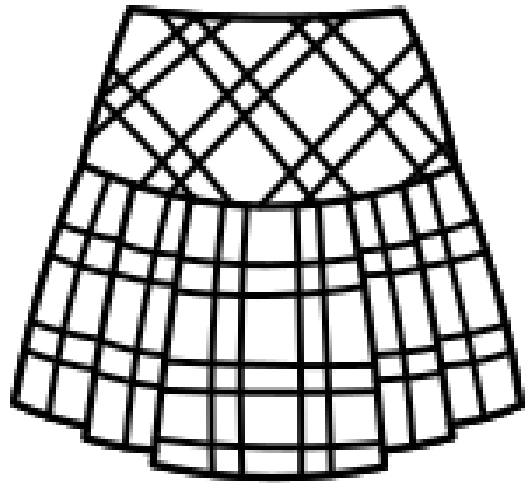
Kot



"K" harflerini boyayın.



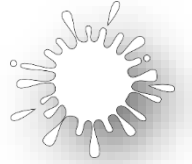
Boyayalım.



ETEK



Okuyalım ve yazalım.



a k
ak

ak ak ak

ak ak



e k
ek

ek ek ek

ek ek



o k
ok

ok ok ok

ok ok



k e
ke

ke ke ke

ke ke



k i
ki

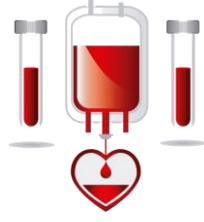
ki ki ki

ki ki



Aşağıdaki heceleri birleştirelim. Okuyalım, yazalım.

ka n
kan



kan kan

ke l
kel



kel kel

ki l
kil




kil kil

ko l
kol



kol kol

ka le
kale



kale kale



Aşağıdaki heceleri birleştirelim. Okuyalım, yazalım.

to

ka

toka

toka



ke

ne

kene



kok

la


kokla



ka

no

kano



o

kan

okan



ki

lit

kilit



ko

nak


konak



kek

lik

keklük



k K

Kelimleri okuyalım.

taka

kalk

ekle

katla

kanat

Kaan

kekik

kilo

leke

kelle

elek

keten



Kitaplardaki kelimeleri okuyun. Aynı kelimelerin yazılı olduğu kitapları aynı renge boyayın.

iki

toka

kale

kol

kal

iki

toka

kale

kat

kat

kal

kol





Kelimeleri okuyalım.



kal kol
 kat kot
 kan kon



kale toka
 kano taka
 kalite alaka



elek leke
 kelek teke
 inek ilke



akan ekle
 kokan ekli
 Okan ekti



ilik koli
 keklük kola
 kellik kota



iki ekili
 etki ikili
 tilki etkili



Cümleleri okuyalım, yazalım.

Kaan, kil elle.



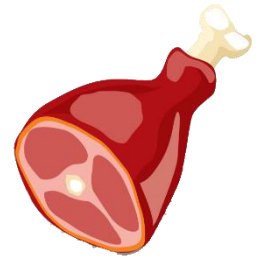
İnek ile enik kol kola.

Okan kekik ek.



Kantinin keki kaliteli.

İki kilo et al.



Nil, lila toka tak.



Metinleri okuyalım. İstedığınız bir metni yazalım.

EK

Nail ekin ek.

Kaliteli ekin ek.

Ekin ile kekik ek.



ekin



kekik

OTLAT

Okan inek otlat.

İki inek otlat.

Ona kilo kilo ot at.



inek



ot



Okuyalım, yazalım.


1- Kalk Tekin kalk.



2- Nalan o etek lekeli.



3- Ekin iki tane toka tak.





4- Okan ekin ekti.



Kardeşim, okula gidip "K" sesini öğrenmek istiyor.

Ona yardımcı olur musunuz?





Metni okuyalım. Defterimize yazalım.

İlke iki kilo et al.

Ete kekik ekle.

İlke kekikli eti kokla.

Kekikli eti tat.



Adında "K k" sesi bulunanları takip ederek yavru kedimizi annesine ulaştıralım.

