



## 8. Fasikül



K

k



2. Grup: OKURIM



Adım: .....




Soyadım: .....

Sınıfım: .....




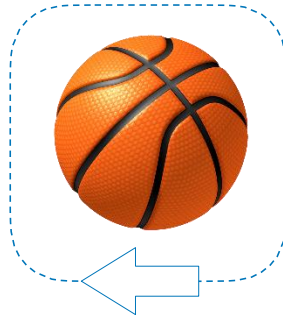




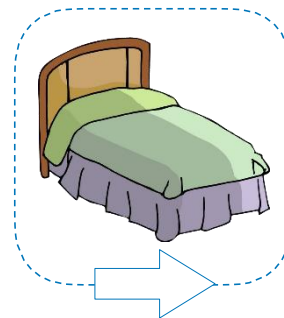

Adında "k" sesi olan varlıkların altında bulunan kutucuğu boyayalım.



Adı "k" sesi ile başlayan varlıkların kutucuğunu boyayalım.


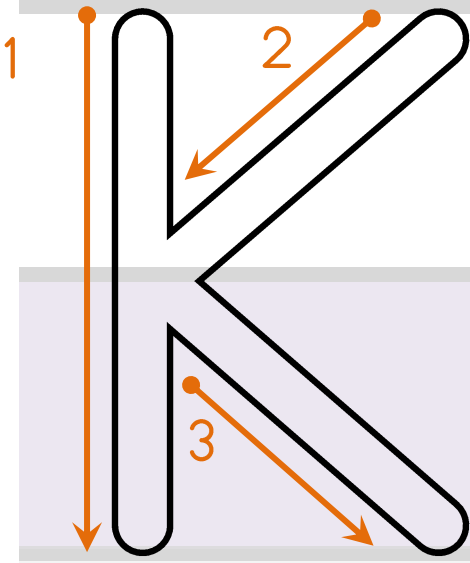


Adı "k" sesi ile biten varlıkların kutucuğunu boyayalım.

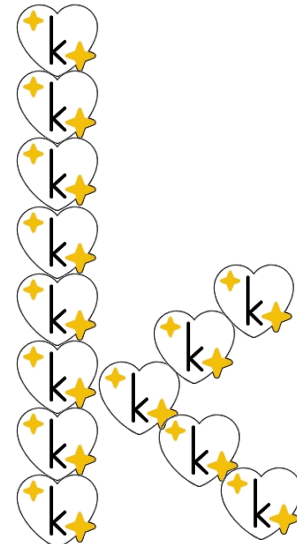
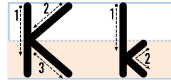
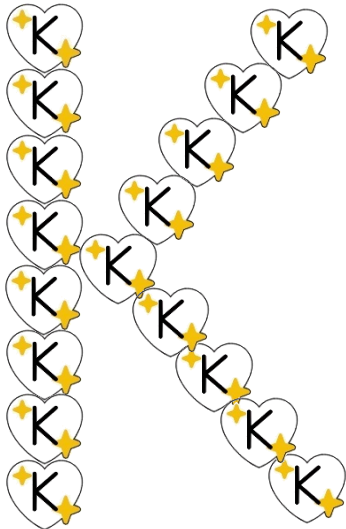




Büyük **K** ve küçük **k** harfinin yazılışını inceleyelim.  
Parmamızla harflerin üstünden birkaç kez gidelim.

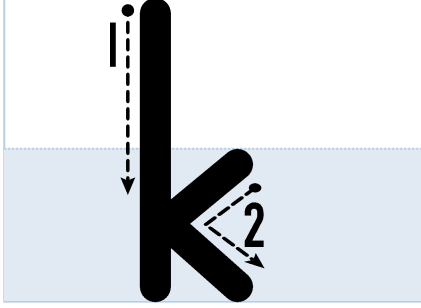


Aşağıdaki kelebek içinde "K - k" harfi yazan kalpleri takip edecek. Siz de parmağınızla kelebeğin takip ettiği yolu çizin.

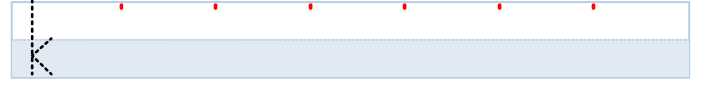
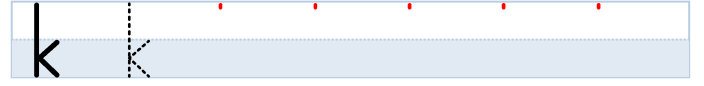
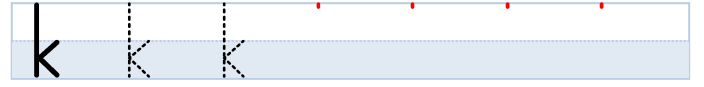
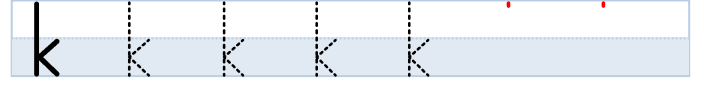




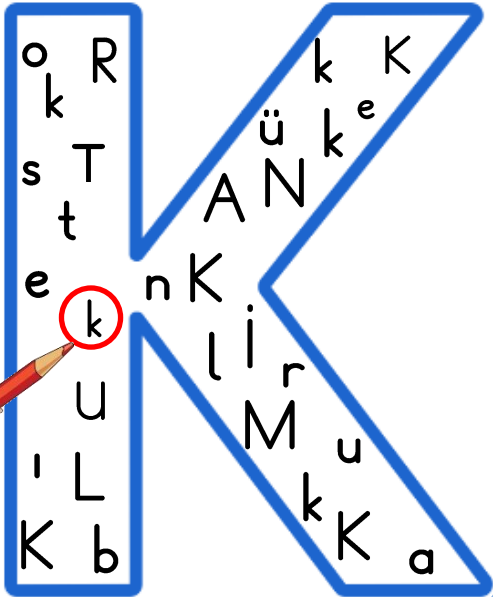
Küçük k harfini yazalım.




iki



Hadi "k" harfini bulalım.

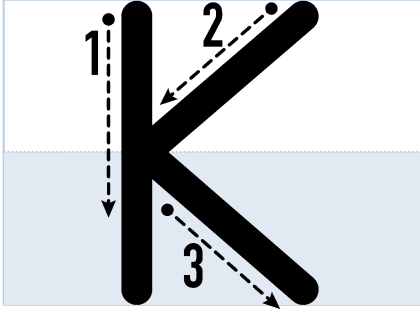


Boyayalım.




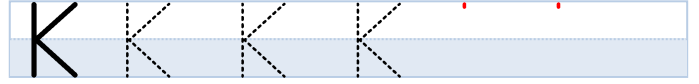
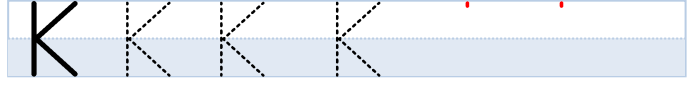





Büyük "K" harfini yazalım



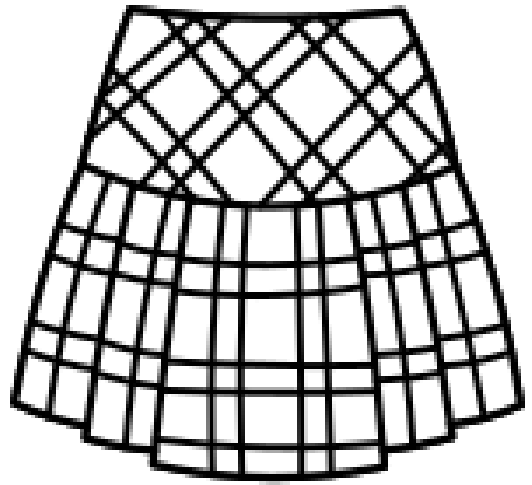
Kot



"K" harflerini boyayın.



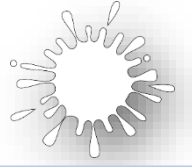
Boyayalım.



ETEK



Okuyalım ve yazalım.



a k  
ak

ak ak ak

ak ak



e k  
ek

ek ek ek

ek ek



o k  
ok

ok ok ok

ok ok



k e  
ke

ke ke ke

ke ke



k i  
ki

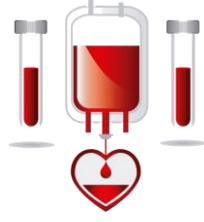
ki ki ki

ki ki



Aşağıdaki heceleri birleştirelim. Okuyalım, yazalım.

ka n  
kan



kan kan

ke l  
kel



kel kel

ki l  
kil




kil kil

ko l  
kol



kol kol

ka le  
kale



kale kale



Aşağıdaki heceleri birleştirelim. Okuyalım, yazalım.

to ka

toka

toka



ke ne

kene




kok la

kokla



ka no

kano



o kan

Okan



ki lit

kilit



ko nak

konak



kek lik

keklük







k K

Kelimeleri okuyalım.

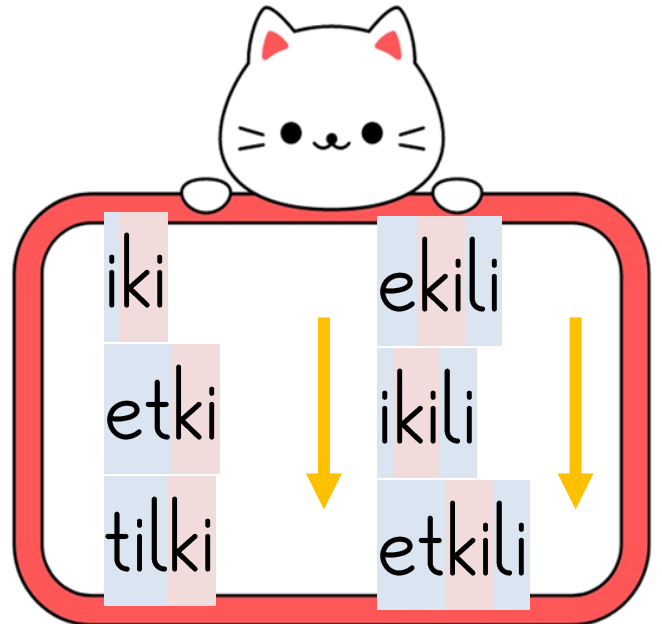
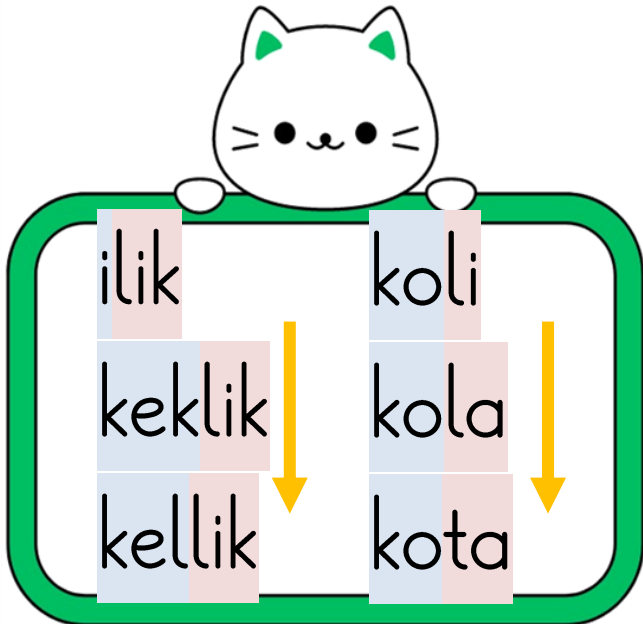
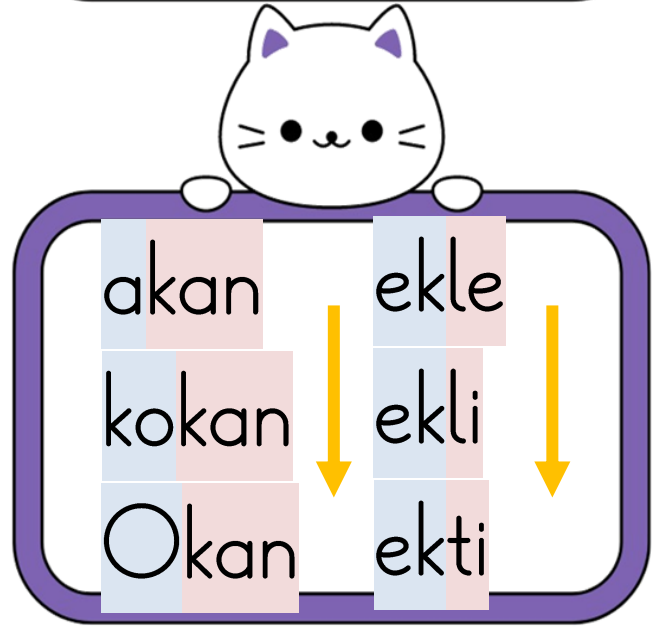
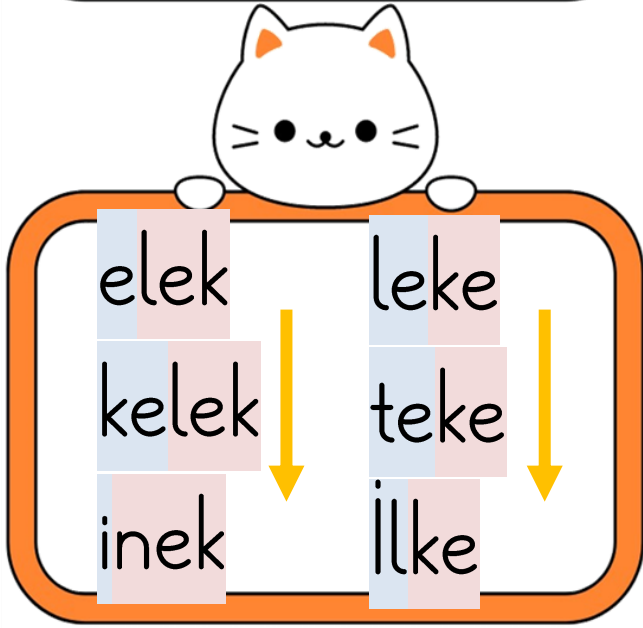
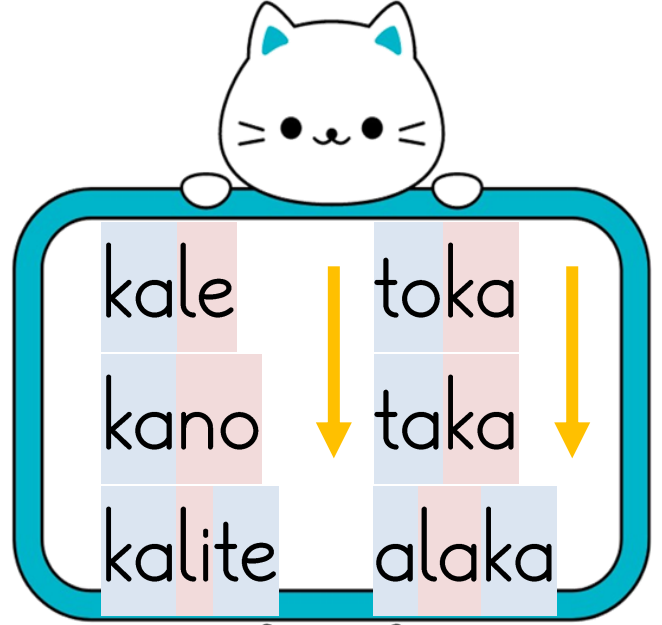
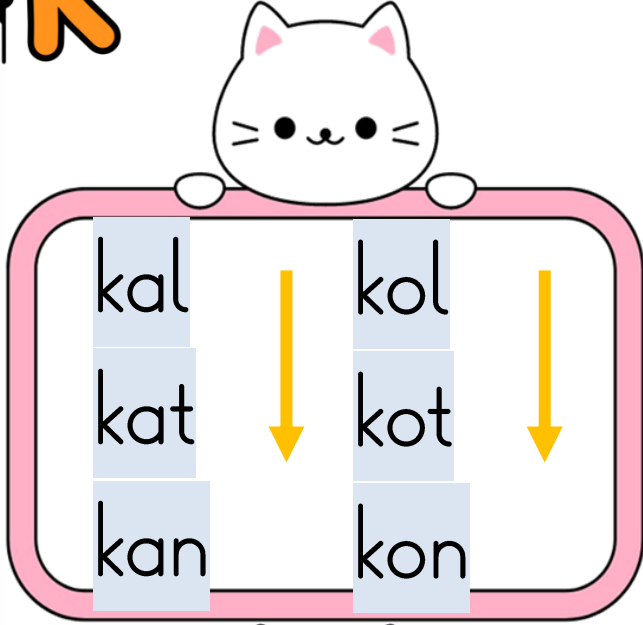


Kitaplardaki kelimeleri okuyun. Aynı kelimelerin yazılı olduğu kitapları aynı renge boyayın.





Kelimeleri okuyalım.





Cümleleri okuyalım, yazalım.

Kaan, kil elle.



Blank writing line for the sentence 'Kaan, kil elle.'



İnek ile enik kol kola.

Blank writing line for the sentence 'İnek ile enik kol kola.'

Okan kekik ek.



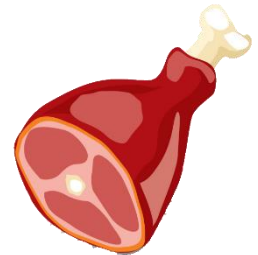
Blank writing line for the sentence 'Okan kekik ek.'



Kantinin keki kaliteli.

Blank writing line for the sentence 'Kantinin keki kaliteli.'

İki kilo et al.



Blank writing line for the sentence 'İki kilo et al.'



Nil, lila toka tak.

Blank writing line for the sentence 'Nil, lila toka tak.'



Metinleri okuyalım. İstedığınız bir metni yazalım.

EK

Nail ekin ek.

Kaliteli ekin ek.

Ekin ile kekik ek.



ekin



kekik

OTLAT

Okan inek otlat.

İki inek otlat.

Ona kilo kilo ot at.



inek



ot



Okuyalım, yazalım.

1- Kalk Tekin kalk.



2- Nalan o etek lekeli.





3- Ekin iki tane toka tak.



4- Okan ekin ekti.



Kardeşim, okula gidip "K" sesini öğrenmek istiyor.  
Ona yardımcı olur musunuz?





Metni okuyalım. Defterimize yazalım.

İlke iki kilo et al.

Ete kekik ekle.

İlke kekikli eti kokla.

Kekikli eti tat.



Adında "K k" sesi bulunanları takip ederek yavru kedimizi annesine ulaştıralım.

