



4. Fasikül




T

t



1. Grup: ANETİL



Adım:

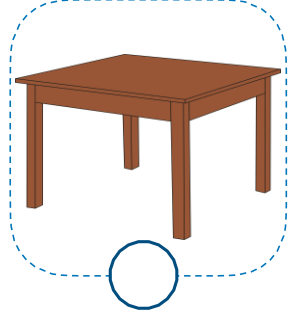


Soyadım:

Sınıfım:


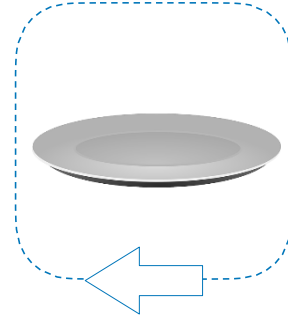
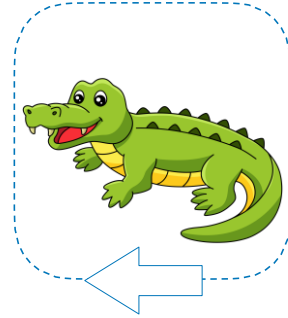
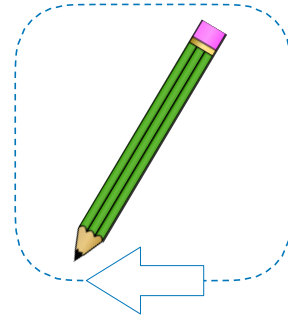





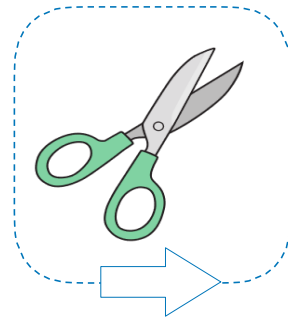
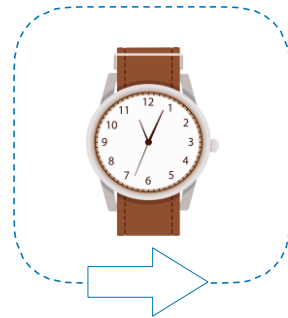
Adında "t" sesi olan varlıkların altında bulunan kutucuğu boyayalım.



Adı "t" sesi ile başlayan varlıkların kutucuğunu boyayalım.

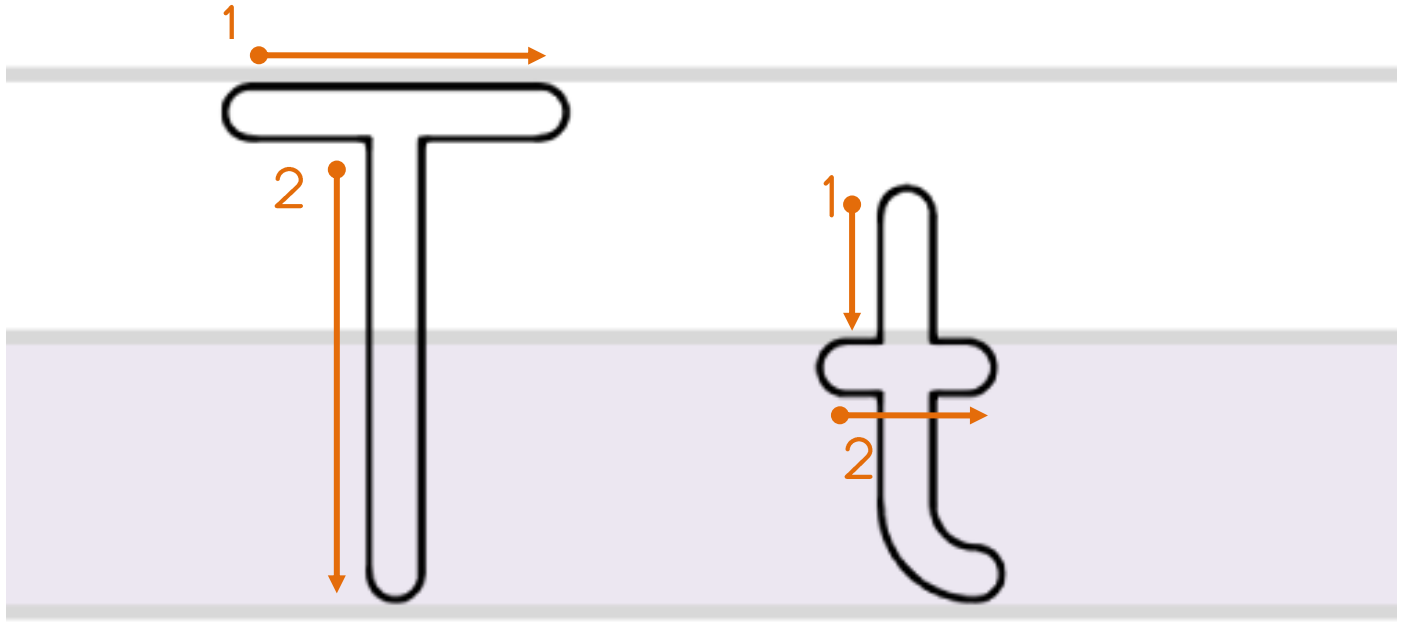


Adı "t" sesi ile biten varlıkların kutucuğunu boyayalım.

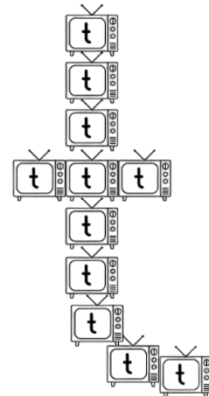
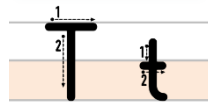
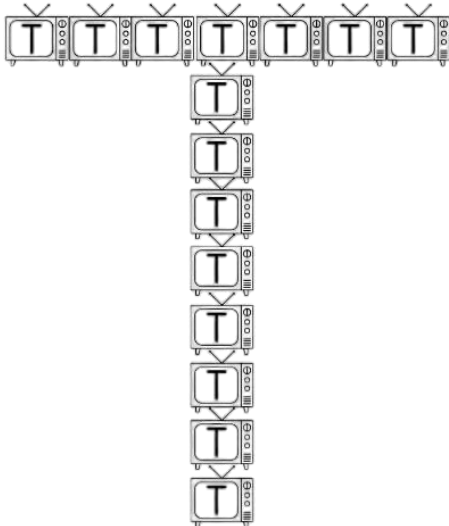




Büyük T ve küçük t harfinin yazılışını inceleyelim.
Parmamızla harflerin üstünden birkaç kez gidelim.

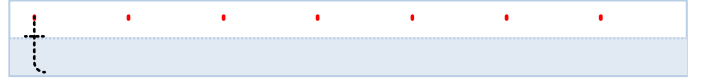
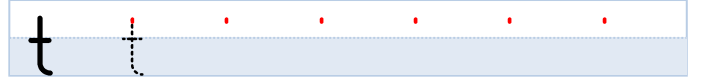
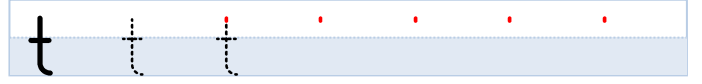
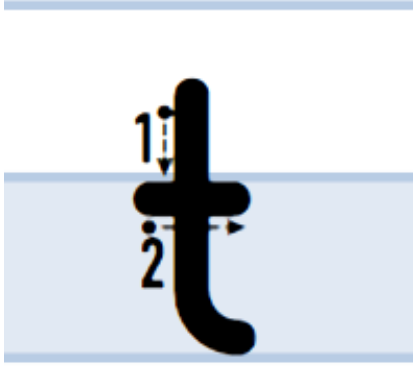


Aşağıdaki kumanda, içinde "T" harfi yazan televizyonların yolunu takip edecek. Siz de parmağınızla kumandanın takip ettiği yolu çizin.

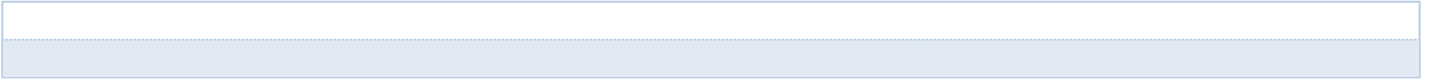




Küçük t harfini yazalım.



tente



Hadi "t" harfini bulalım.

n k n k eⁿ t
t e a t k
t k n
n t n
t a t
n t
e a k
t

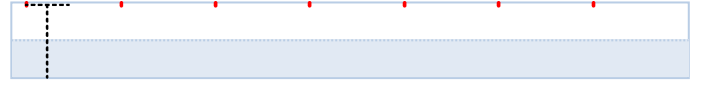
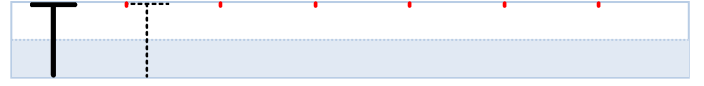
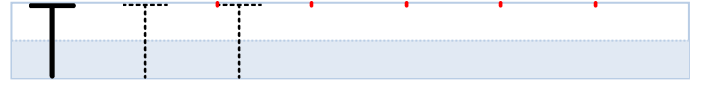
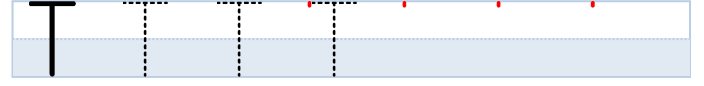
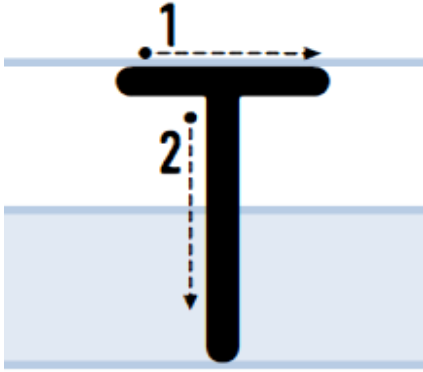


Boyayalım.



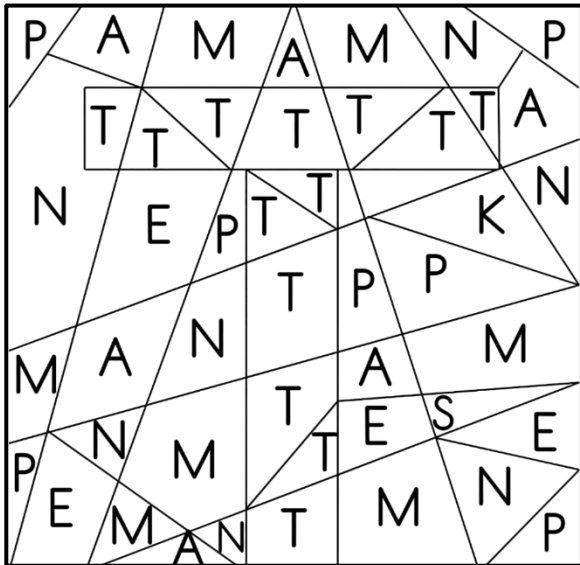


Büyük "T" harfini yazalım.




Tane

"T" harfini boyayın.



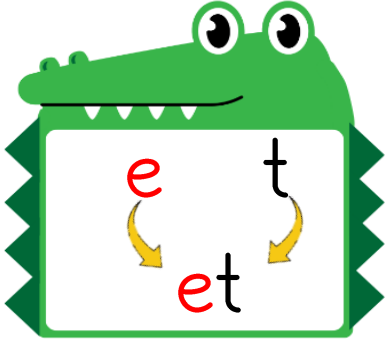
Boyayalım.



AT

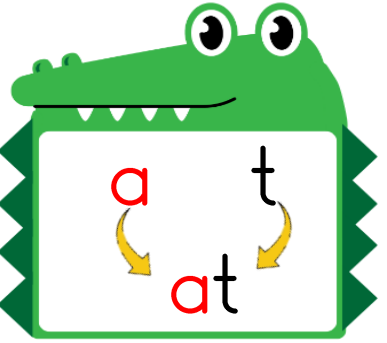


Okuyalım ve yazalım.



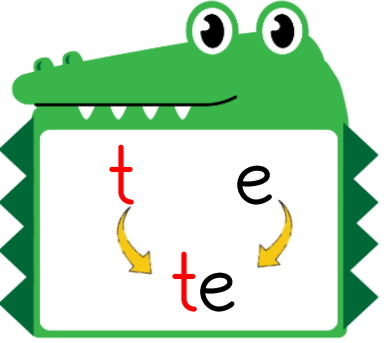
et et et

et et



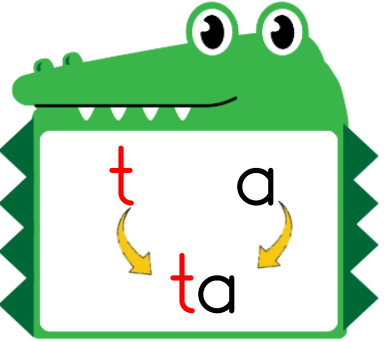
at at at

at at



te te te

te te



ta ta ta

ta ta



tan tan tan

tan tan



Aşağıdaki heceleri birleştirelim. Okuyalım, yazalım.

te n
ten



ten ten

A ta
Ata




Ata Ata

ta n
tan



tan tan

"t" harflerinin yazılı olduğu yaprakları boyayın.





Aşağıdaki heceleri birleştirelim. Okuyalım, yazalım.

te n

ten

ten



ta ne

tane



ten te

tente



an ten

anten



Aşağıdaki kelimeleri okuyalım, görselleriyle eşleştirelim.



ten



anten



at



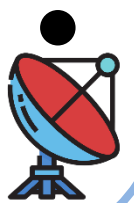
tat



tane



tan





Kelimeleri okuyalım.

et

tan

tente

anten

ten

tat

tane


at

Aşağıdaki görselleri yolu takip ederek uygun kelimelere götürelim.

ten

tente

anten




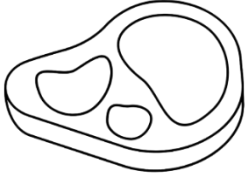
ten




T- t

Kelimeleri okuyun. Kelimeyi ifade eden resmi boyayın. Kelimeyi uygun yere yazın.

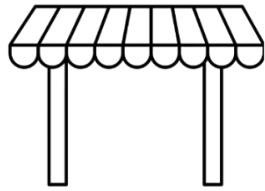
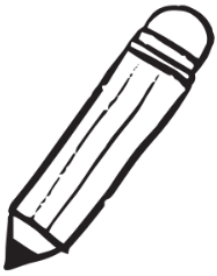
et




tat



tente



anten





Kelimeleri okuyalım, yazalım.

ten ten



tente tente

anten anten




tane tane

Ata Ata








tan tan




















Aşağıda verilen şifreleri çözerek kelimeleri bulalım.





| | | | |
|---|---|---|---|
|  A |  N |  E |  T |
|---|---|---|---|

| | | | | |
|---|---|---|---|---|
|  |  |  |  |  |
| | | | | |

| | | | | |
|---|---|---|---|---|
|  |  |  |  |  |
| | | | | |

| | | | | |
|---|---|---|---|---|
|  |  |  |  |  |
| | | | | |

| | | | | |
|---|---|---|---|---|
|  |  |  |  |  |
| | | | | |

| | | | |
|---|---|--|---|
|  |  |  |  |
| | | | |

