



2. Fasikül



1. Grup: ANETİL



Adım:


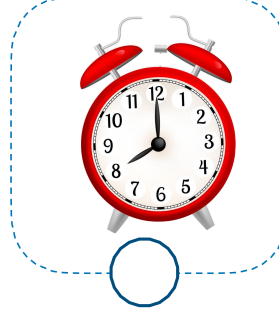


Soyadım:

Sınıfım:

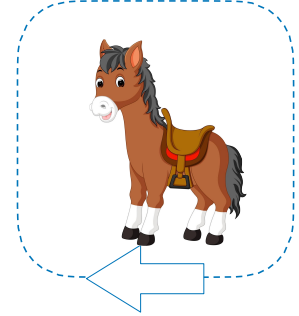







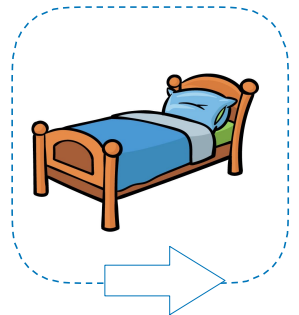
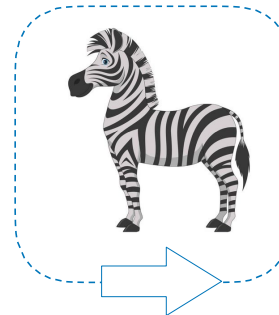

Adında "n" sesi olan varlıkların altında bulunan kutucuğu boyayalım.



Adı "n" sesi ile başlayan varlıkların kutucuğunu boyayalım.

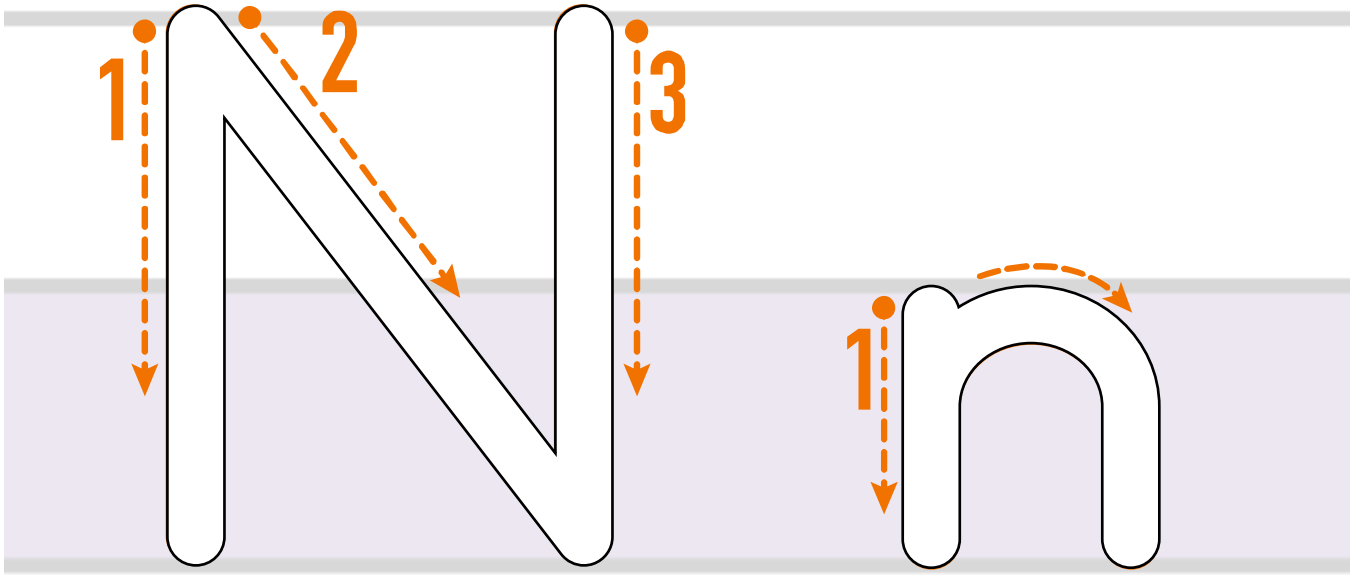




Adı "n" sesi ile biten varlıkların kutucuğunu boyayalım.







Büyük N ve küçük n harfinin yazılışını inceleyelim.
Parmamızla harflerin üstünden birkaç kez gidelim.



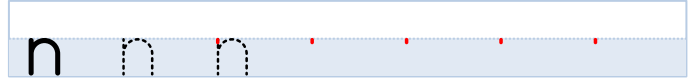
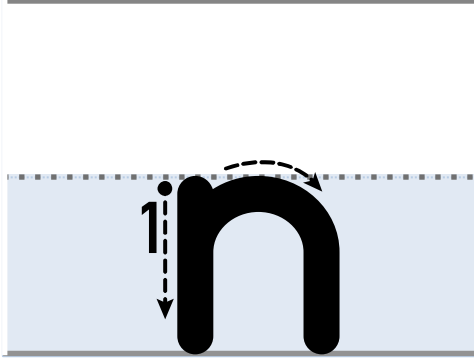


Aşağıdaki karınca n harflerini yazarak yuvasına gidecek.
Sizde karıncanın gideceği yolu parmağınızla çizin.







Küçük "n" harfini yazalım.



Hadi "n" harfini bulalım.

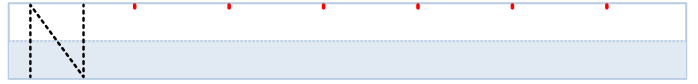
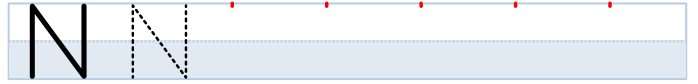
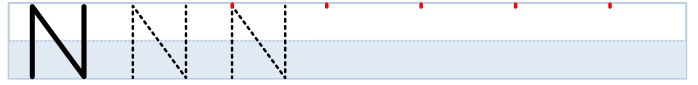
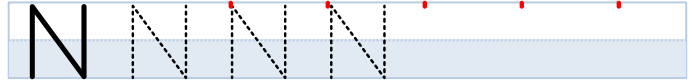
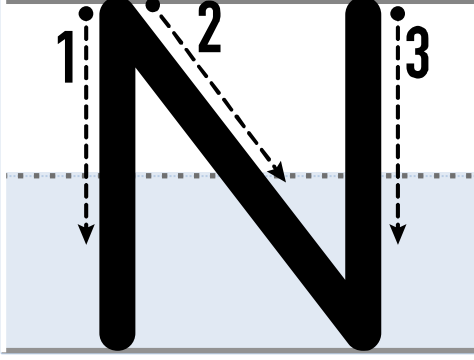


Boyayalım.





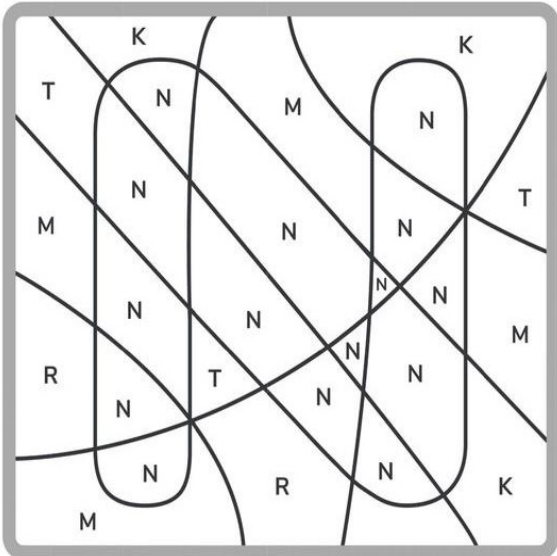
Büyük "N" harfini yazalım.



nane



"N" harfini boyayın.



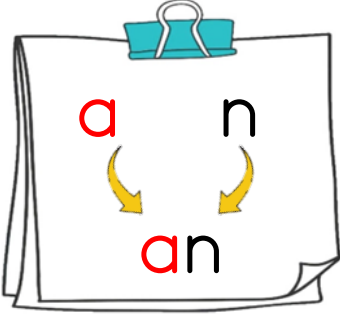
Boyayalım.



NINE



Okuyalım ve yazalım.

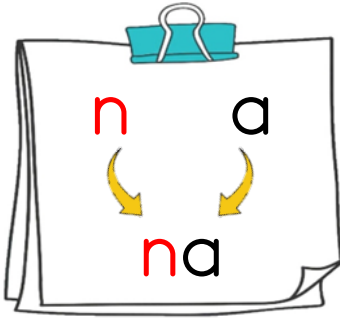


an an an

an an

an an an

an an








na na na

na na

na na na

na na

Hadi "an" hecesini ● "na" hecesini ● boyayalım.





Okuyalım ve yazalım.

n a
na

na na

a na
ana

ana ana



ana ana

"n" harfini bulup daire içine alalım.



n f c n e a b r
c s m e k j n k
h y
a n n e y n u l a e
t b z ü c g e n m



“N n” harflerini takip ederek atı nala ulaştıralım.



→ E a n T

i m N O e r

n M E P y ş

L s a N V e

e a s c n ö

f N E t →

nal



Okuyalım yazalım .



a a a

A A A



n n n

N N N



an an an

an an an



na na na

na na na



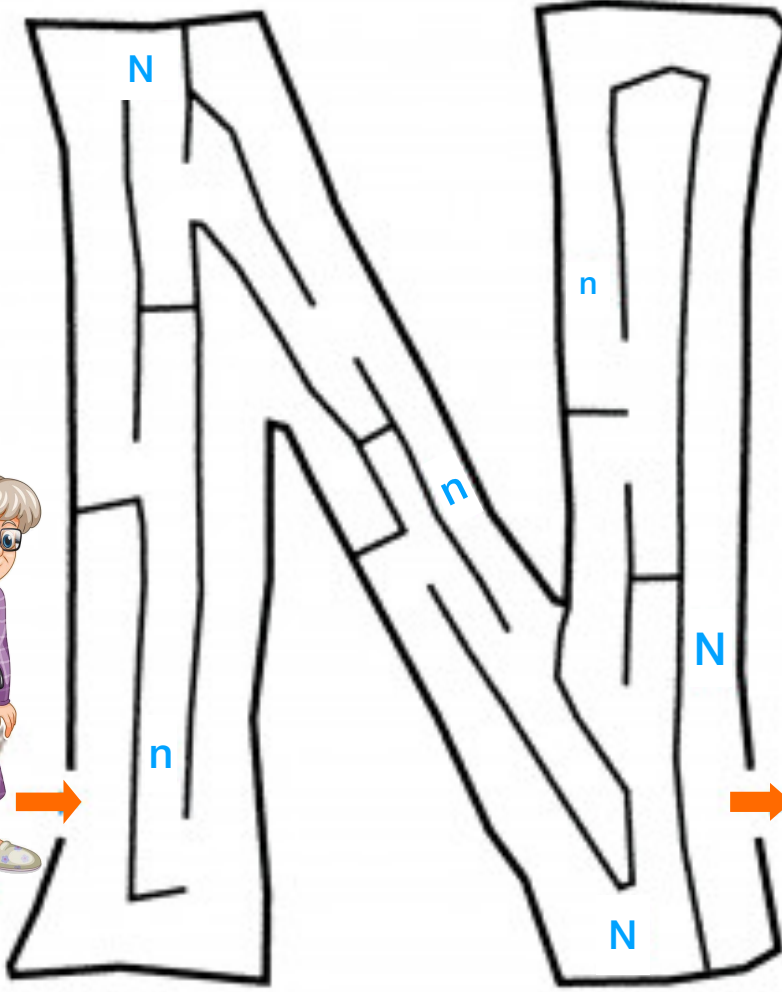
ana ana ana

ana ana ana

Ana Ana Ana



“N n” harflerini takip edip çıkışı bulalım..



Okuyalım ve yazalım.

n n n

n n n

N N N

N N N



N harflerini eşleştirelim yeşile boyayalım.

A matching exercise for the letter 'N'. The page features a central large green 'N' with a dashed outline. A line connects it to a smaller green 'N' at the top left. Surrounding these are various letters in dashed circles: K, E, Y, A, N, L, M, N, K, Y, Ç, E, N, B, O, D, İ, V. There are also several illustrations: a bunch of green leaves, a red pomegranate, a blue evil eye, a purple elderly woman with a cane, a sack of brown lentils, and a silver horseshoe.



Okuyalım ve yazalım.

ana ana ana

ana ana ana

nan nan nan

nan nan nan



“N” harfini boyayıp takip edelim labirenti çözelim.



N			E	K	E	C	H	U	Z
			F	N	N	N	N	T	Y
			V	N	Y	E	N	P	E
G	N	S	D	N	T	Ç	N	N	N
Ö	N	N	N	N	A	E	Ü	E	N
Ş	K	S	E	K	J	N	N	N	N
K	İ	T	S	R	M	N	H	P	D
E	L	A	L	Ö	E	N			
T	Z	F	U	L	U	Ş			
C	Y	O	Ö	Ş	E	R			