



6. Fasikül



L

l



1. Grup: ANETİL



Adım:

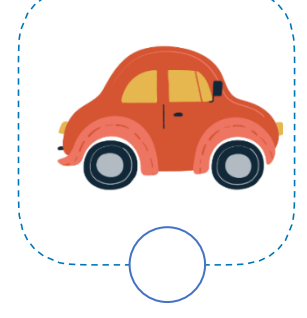



Soyadım:

Sınıfım:

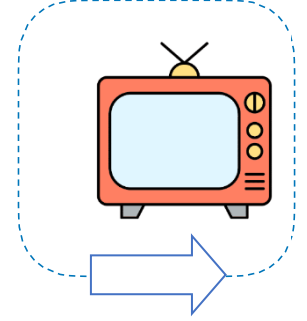






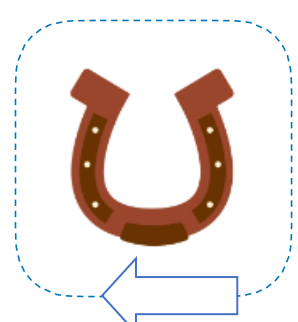
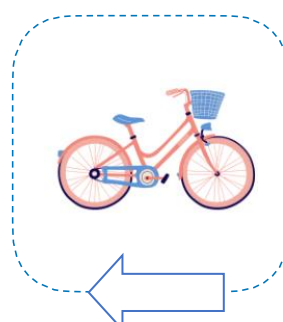
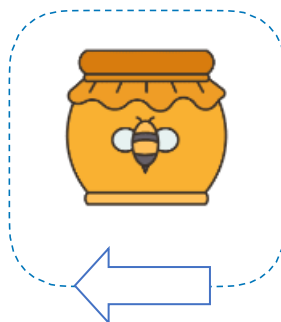

Adında "l" sesi olan varlıkların altında bulunan kutucuğu boyayalım.



Adı "l" sesi ile başlayan varlıkların kutucuğunu boyayalım.

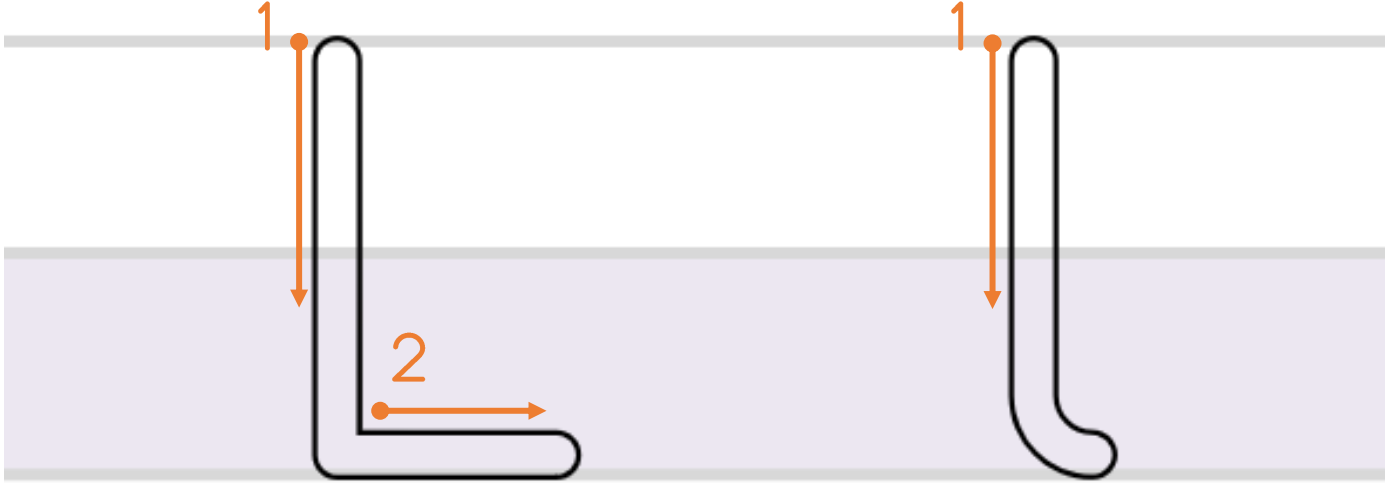


Adı "l" sesi ile biten varlıkların kutucuğunu boyayalım.

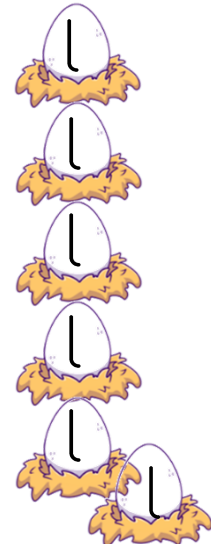
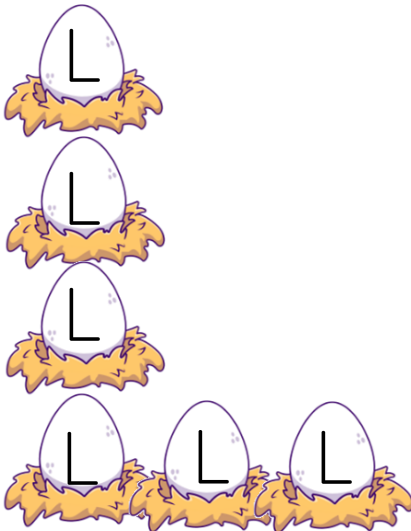




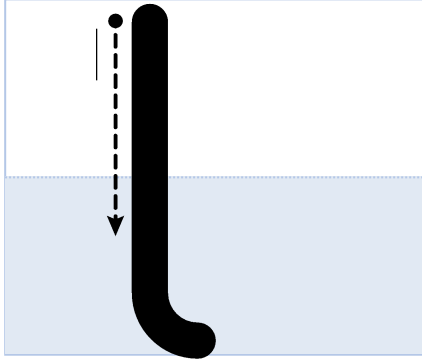
Büyük L ve küçük l harfinin yazılışını inceleyelim.
Parmamızla harflerin üstünden birkaç kez gidelim.



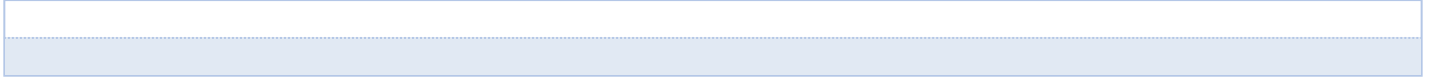
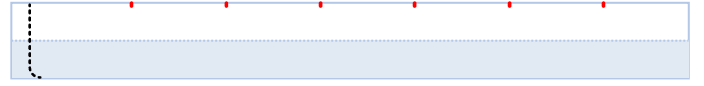
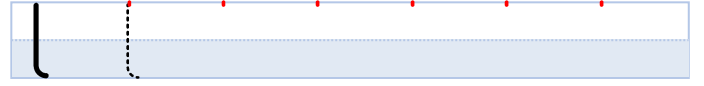
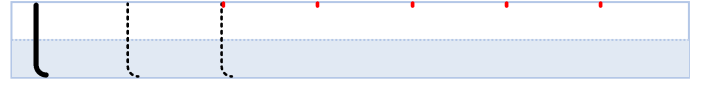


Aşağıdaki leylek "L" harfi yazılı yuvaları takip edecek.
Sizde parmağınızla leyleğin takip ettiği yolu çizin.




Küçük l harfini yazalım.



lale

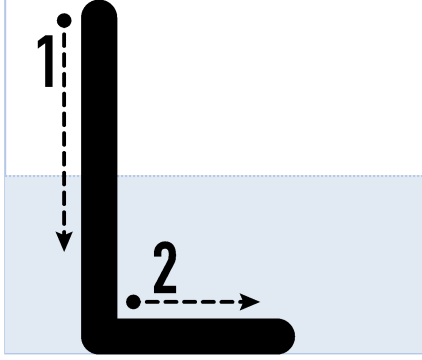


“l” harflerini takip ederek leyleği yavrularına ulaştırın.

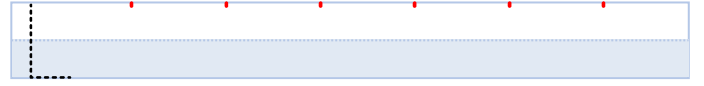
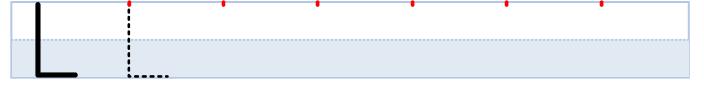
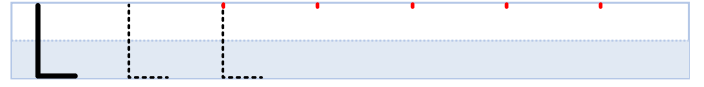




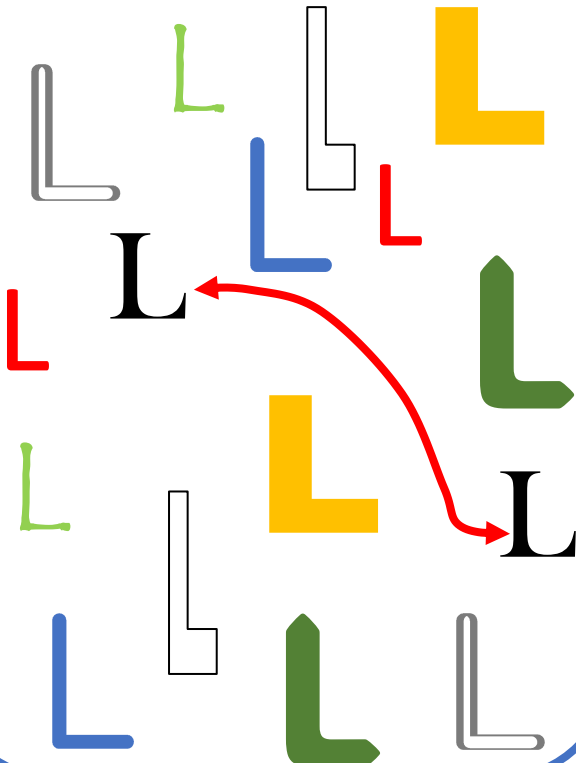
Büyük "L" harfini yazalım.



Lale



Aynı olanları eşleştir.



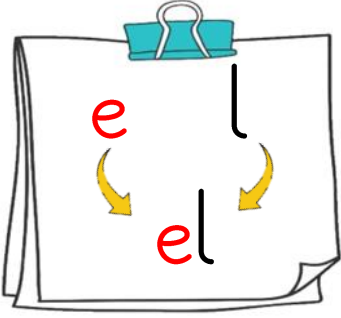
Boyayalım.



L A L E

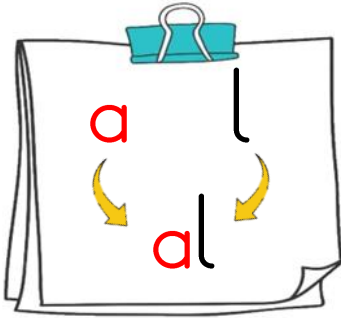


Okuyalım ve yazalım.



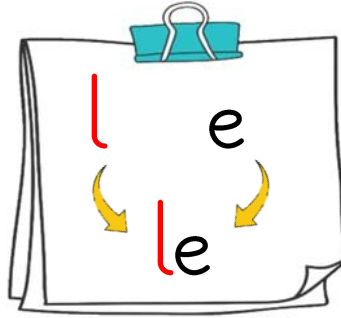
el el el

el el



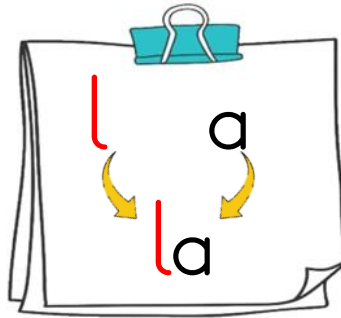
al al al

al al



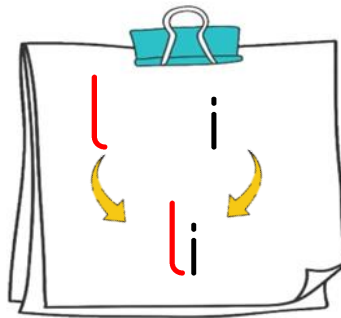
le le le

le le



la la la

la la



li li li

li li



Aşağıdaki heceleri birleştirelim. Okuyalım, yazalım.

e

el



el

el

Ni

Nil



Nil

Nil

na

nal



nal

nal

"L" harflerini hedeflerine ulaştıralım.





Aşağıdaki heceleri birleştirelim. Okuyalım, yazalım.

a let

alet


alet



at let

atlet

atlet



an lat

anlat

anlat



at la

atla

atla



e le

ele

ele



la le

lale

lale



Ta lat

Talat

Talat



ta til

tatil

tatil





Kelimeleri okuyalım.



Her bir satırdaki farklı kelimeyi bulun, okuyun ve yazın.

Ali Ali Ali **Ala** Ali

Ala

alet alet alet alet atlet

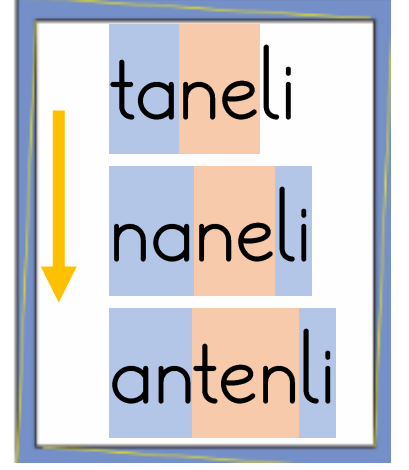
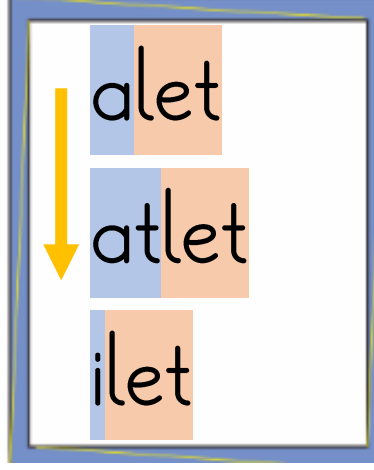
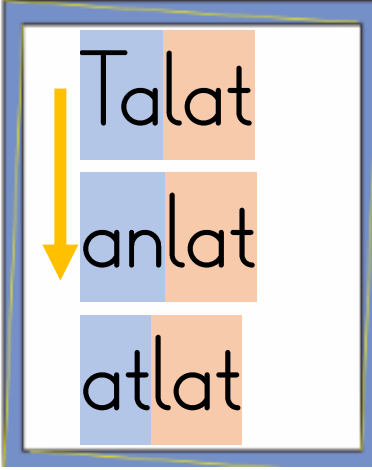
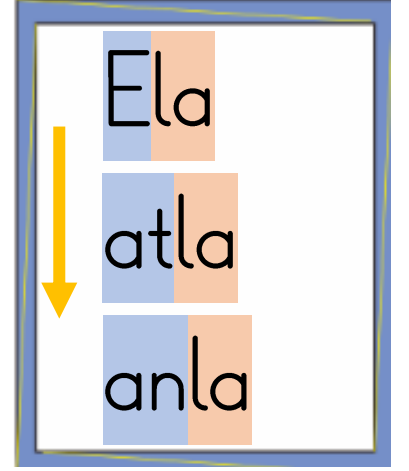
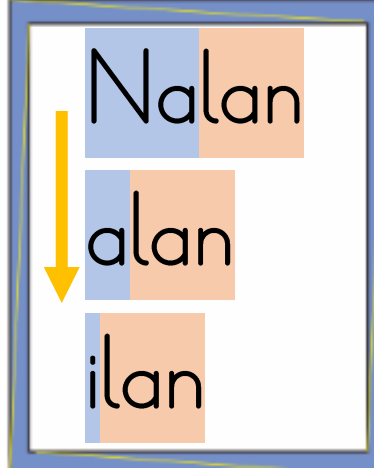
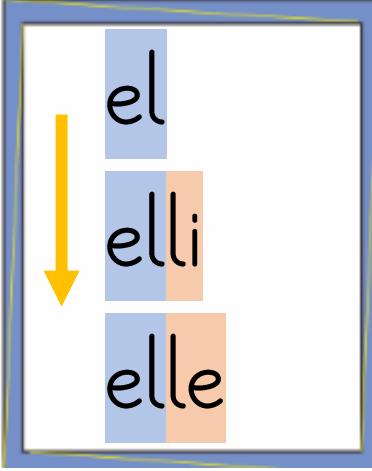
atla anla anla anla anla

elle elle elli elle elle

lale tatil lale lale lale



Kelimeleri okuyalım.



Kelimelerle görselleri eşleştirelim.



nal

lale

Nil

Talat




Cümleleri okuyalım, yazalım.

Nalan annene lale al.



Ali alet al.

Talat tane tane anlat.



Ela ata nal al.


Nil ile Ali el ele.



Ninene tatili anlat.

L sesi bulmaca

Resimde gösterilen nesnelerin isimlerini bulmacaya yerleştir.



LALE

EL

ALET

ATLET