

Heceler

T
t

at
et

ta
te

ete
ata

Kelimeler










T
t

Ata
tan

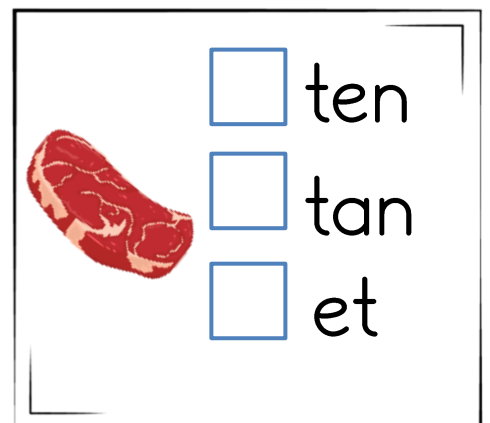


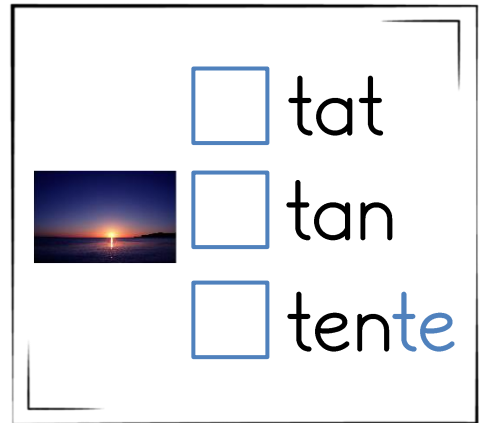

tat
ten

tente
anten

Kelimeleri okuyalım.



Aşağıdaki görsellere uygun olan kelimeyi işaretleyelim.



Aşağıdaki görsellere uygun kelimeleri yazalım.



et et



Aşağıdaki cümleleri okuyalım. Görselleriyle eşleştirelim.

Ata et tat.

①



Nene nane tat.

②


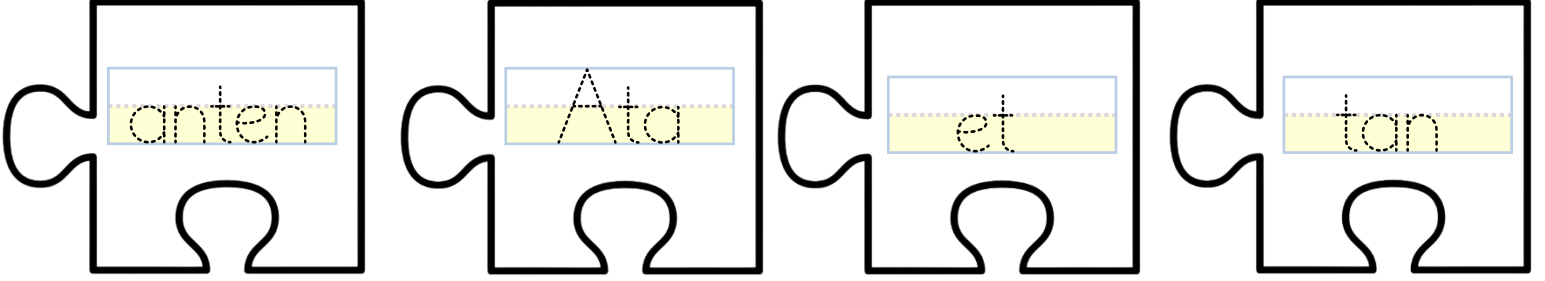


Anne ete nane at.

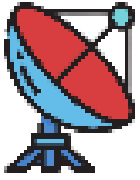
③



Aşağıdaki kelimeleri yazalım. Uygun resimlerle eşleştirelim.
Parçaları aynı renge boyayalım.



Görseli verilen kelimelerdeki eksik harfi yazalım.



an....en



A....a



a....



ten....e



e....



2....ane